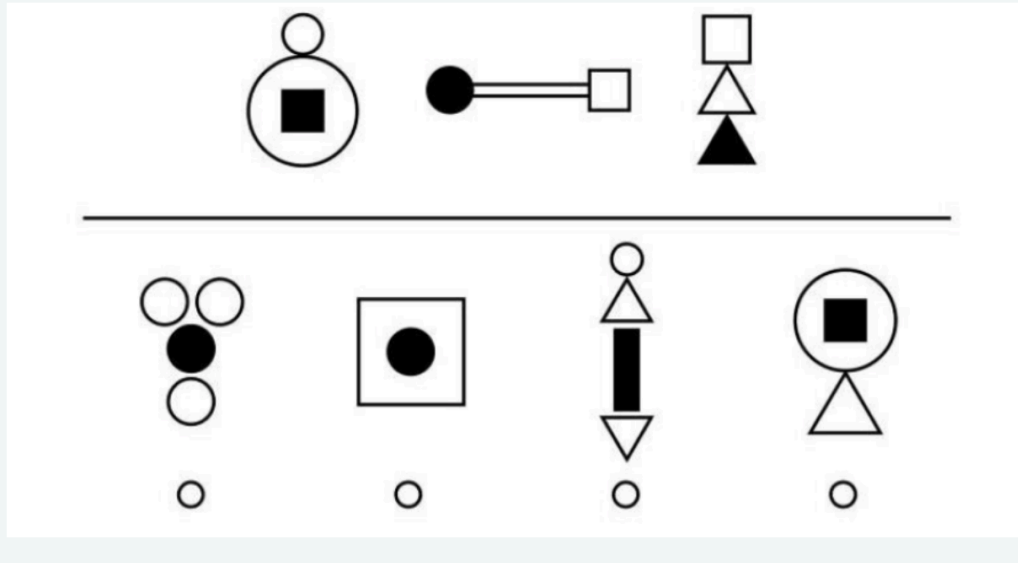


# CAT4 for G1

## Figure classification

1

Look at the shapes on top. They are alike in some way and so they belong together.  
Choose one shape from the bottom row that belongs with the figures on top.



Select one:

- a. 1
- b. 2
- c. 3
- d. 4

Select one:

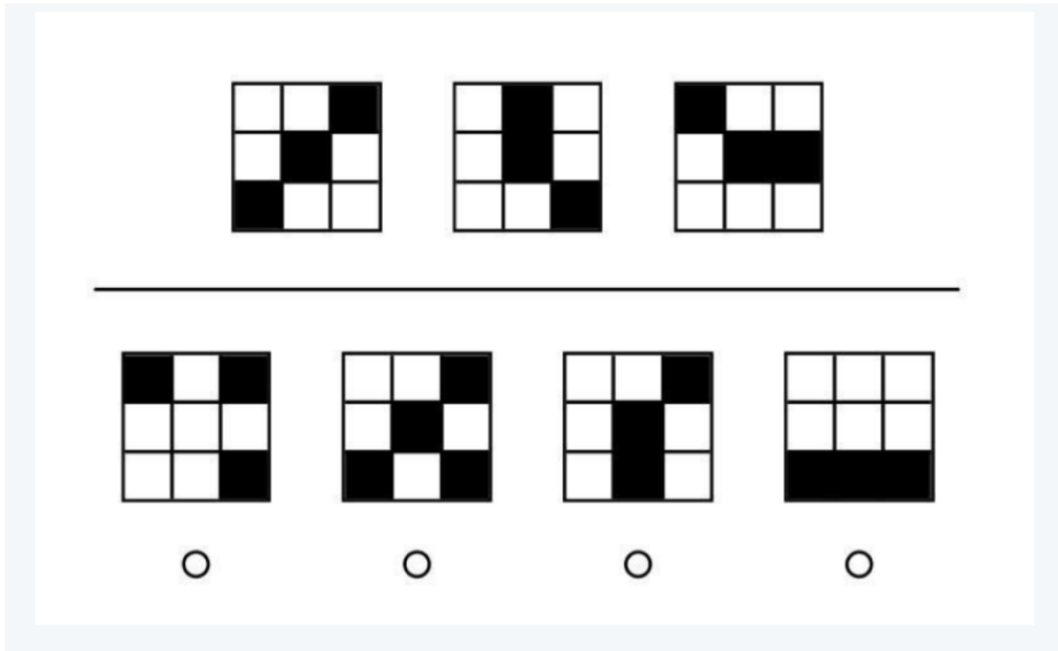
a. 1

b. 2

c. 3

d. 4

3



Select one:

- a. 1
- b. 2
- c. 3
- d. 4

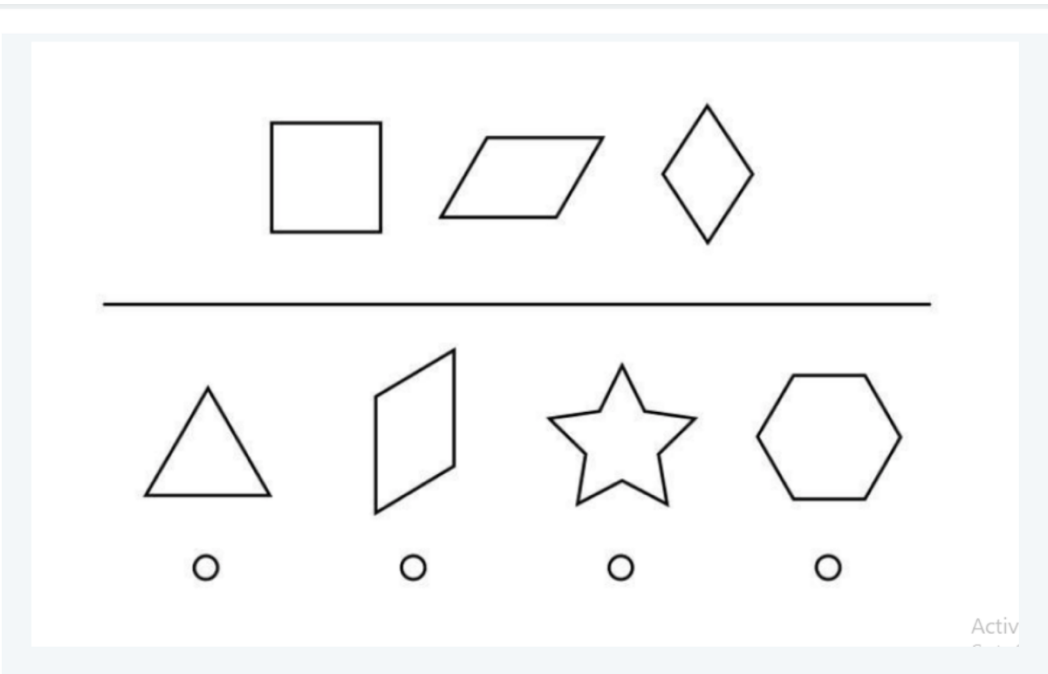
Select one:

a. 1

b. 2

c. 3

d. 4



The image shows a visual puzzle. Above a horizontal line are three shapes: a square, a parallelogram, and a diamond (rhombus). Below the line are four shapes: a triangle, a parallelogram, a five-pointed star, and a hexagon. Each shape below the line has a small circle underneath it, indicating a selection point. The text "Activ" is partially visible in the bottom right corner of the puzzle area.

Select one:

- a. 1
- b. 2
- c. 3
- d. 4

Select one:

- a. 1
- b. 2
- c. 3
- d. 4

7

Select one:

- a. 1
- b. 2
- c. 3
- d. 4

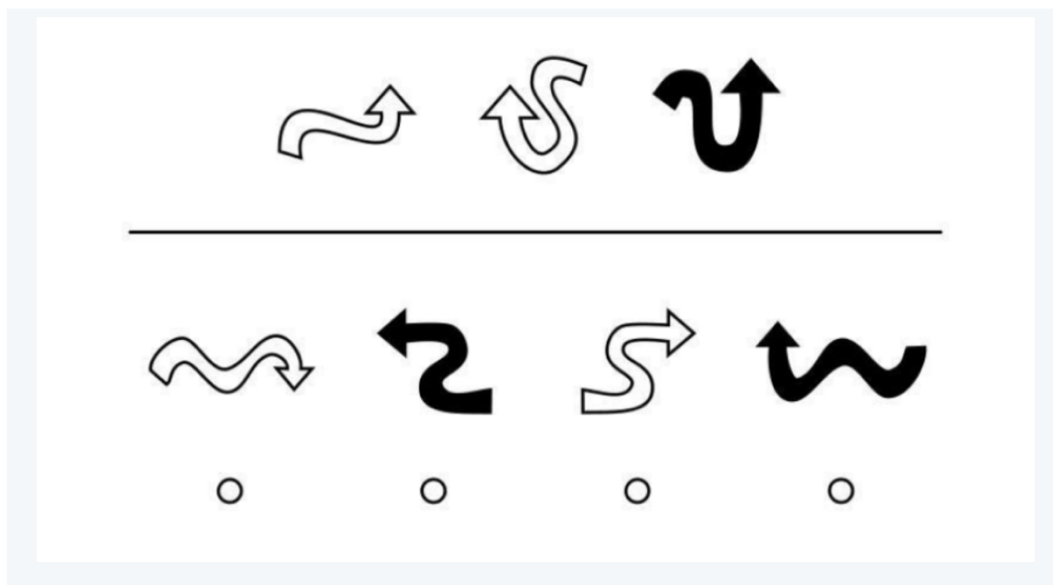
8

Select one:

- a. 1
- b. 2
- c. 3
- d. 4



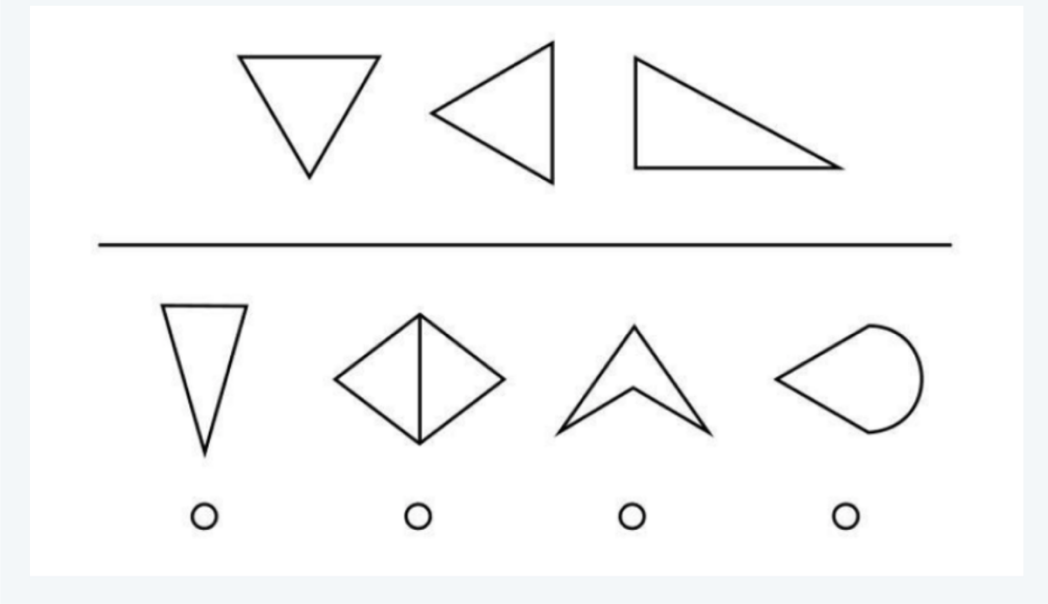
9



Select one:

- a. 1
- b. 2
- c. 3
- d. 4


10



The puzzle consists of a top row of three triangles and a bottom row of four options, separated by a horizontal line. The top row contains: 1) an inverted equilateral triangle, 2) a right-angled triangle with the right angle at the top-left, and 3) a right-angled triangle with the right angle at the bottom-left. The bottom row contains four options: 1) an inverted isosceles triangle, 2) a diamond shape with a vertical line from the top vertex to the bottom vertex, 3) a concave-up triangle, and 4) a teardrop shape with a circular arc on the right side. Each option has a small circle below it for selection.

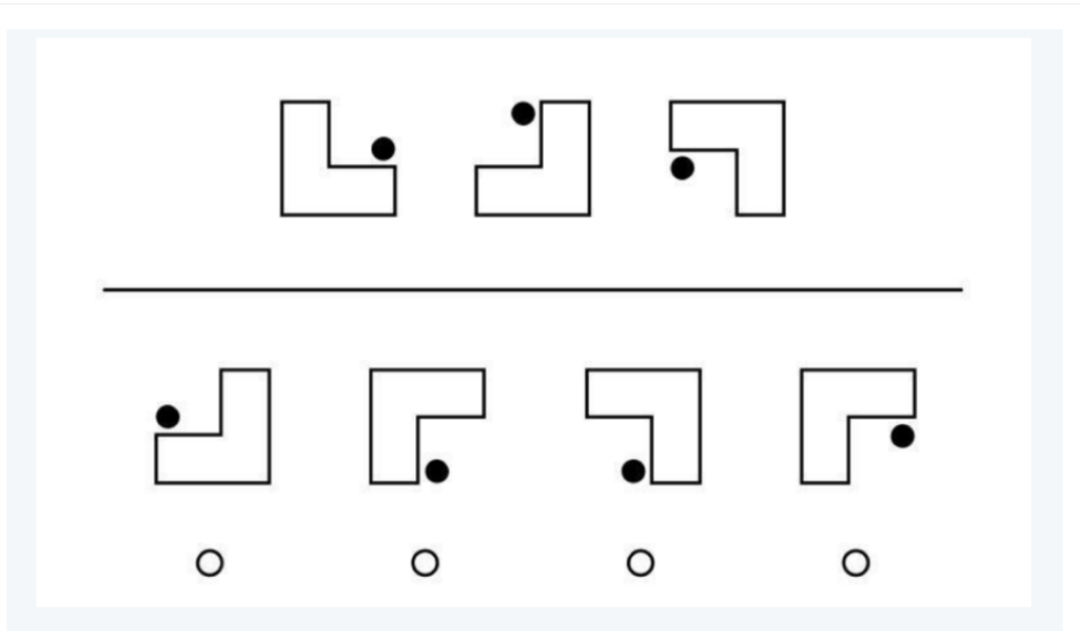
Select one:

- a. 1
- b. 2
- c. 3
- d. 4



Select one:

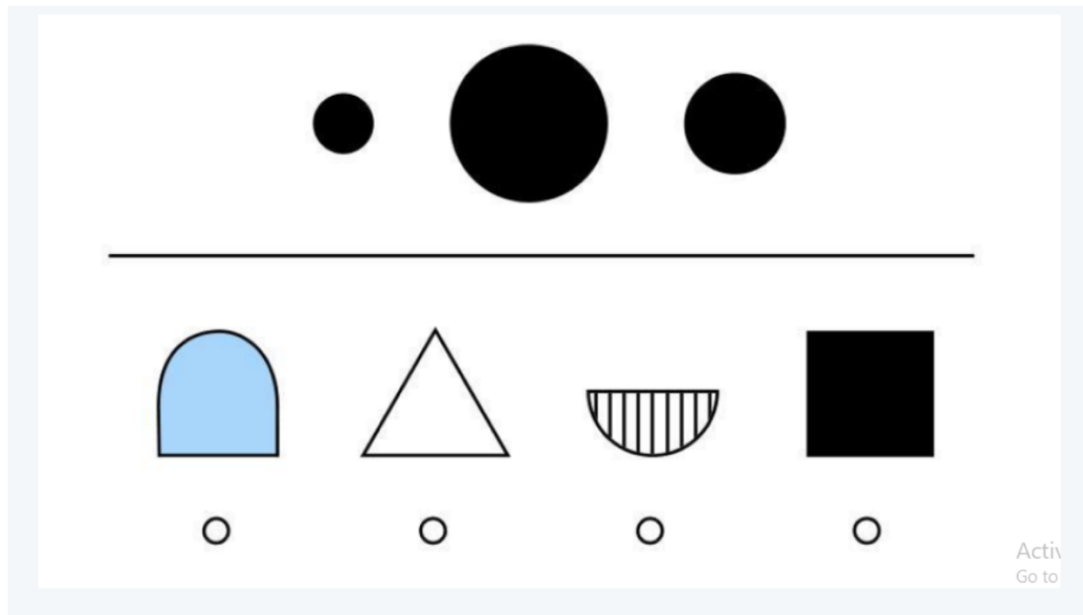
- a. 1
- b. 2
- c. 3
- d. 4



Select one:

- a. 1
- b. 2
- c. 3
- d. 4

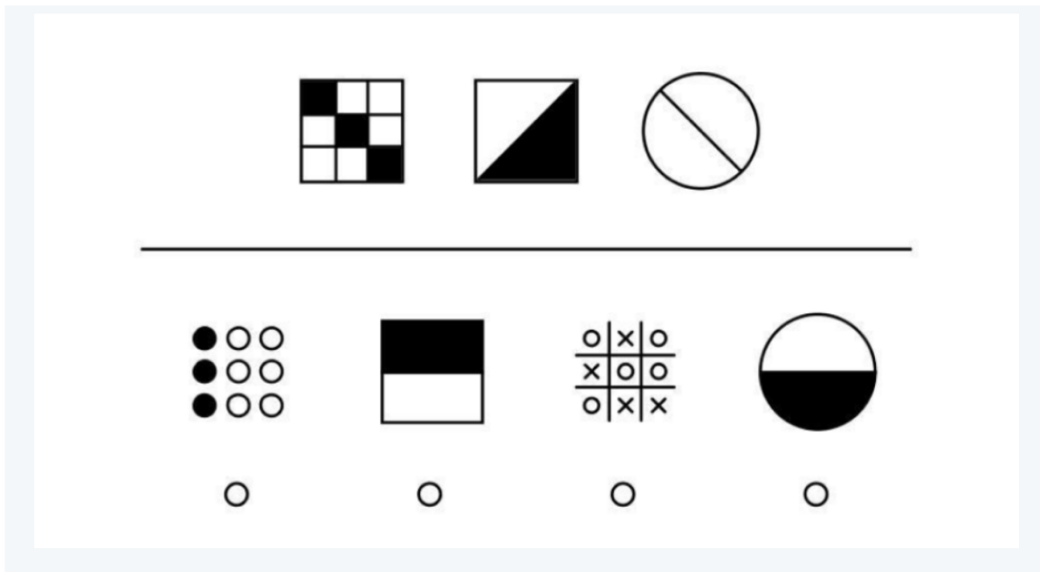
13



Select one:

- a. 1
- b. 2
- c. 3
- d. 4

14



Select one:

- a. 1
- b. 2
- c. 3
- d. 4

15

Select one:

- a. 1
- b. 2
- c. 3
- d. 4

16

Select one:

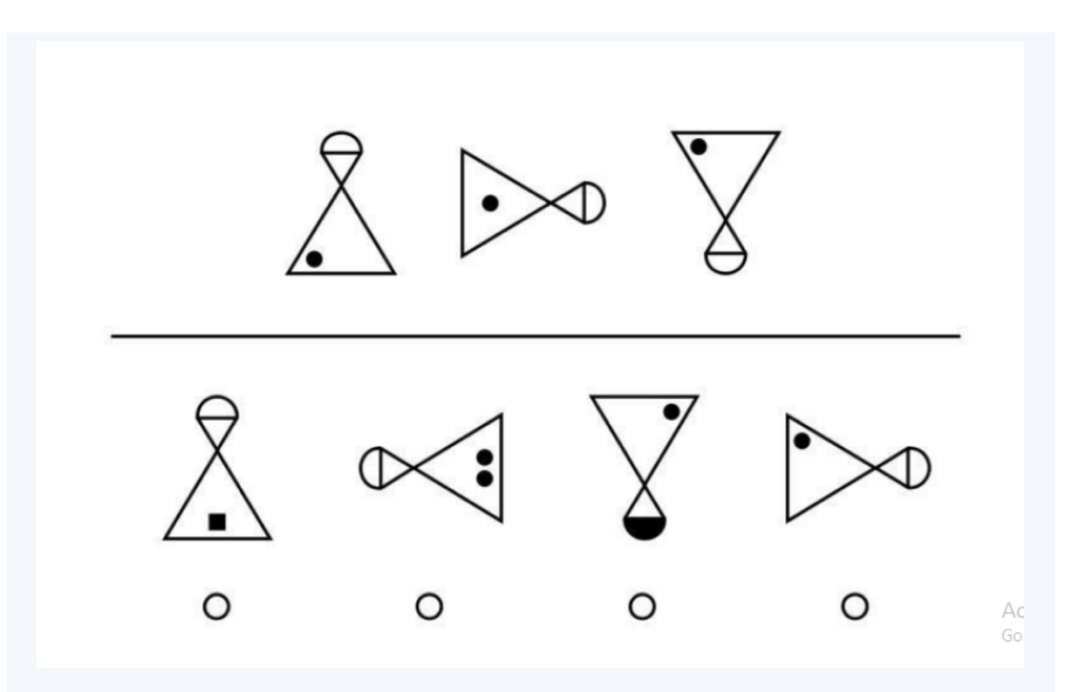
- a. 1
- b. 2
- c. 3
- d. 4



17

Three circles are shown in the top row, separated by a horizontal line. The first circle contains a vertical line and a horizontal line forming a cross. The second circle contains two horizontal lines. The third circle contains two diagonal lines forming an 'X'. Below the line are four options, each with a radio button below it:


- a. 1
- b. 2
- c. 3
- d. 4



Select one:

- a. 1
- b. 2
- c. 3
- d. 4

19



Ac  
Go

Select one:

- a. 1
- b. 2
- c. 3
- d. 4

**Key**

1-5 : DBCAB

6-10 : ACDDA

11-15 : CBDCA

16-19 : DBDA