



St Mary's School
CAMBRIDGE

Year 3
Non Verbal Reasoning
Sample

Non-verbal Reasoning Test Years 3

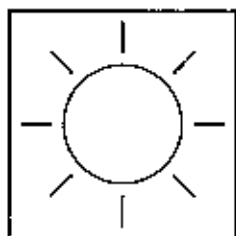
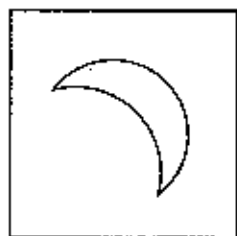
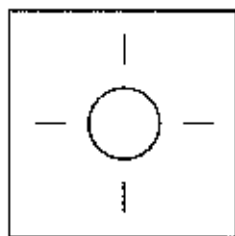
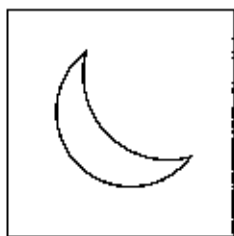
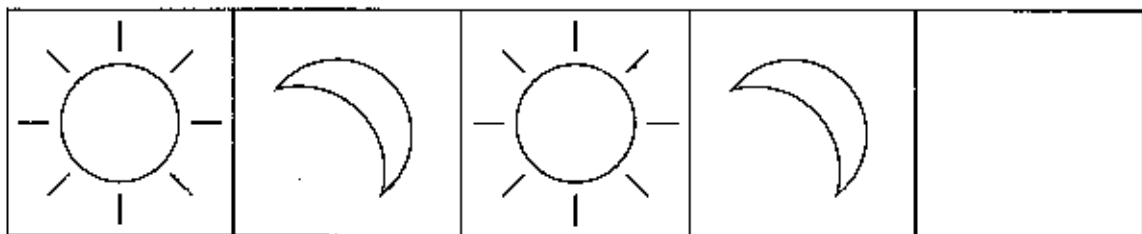
Non-verbal reasoning is problem-solving based around pictures, diagrams and shapes, rather than words. The 'questions' use drawings, shapes or codes instead of words, and your child will need to work out sequences, similarities and differences between these figures or break the code.

Non-verbal reasoning tests are designed to see how your child can use critical thinking and logic to solve problems, and are an indication of their reasoning skills, spatial awareness and powers of deduction. The results provide a good indication of thinking ability and potential.

Below you will find some sample 'questions' that ask you to identify the pattern or next item in a sequence. The objective is to reason which is the best choice to take the place of the ?

Remember to look for similarities and/or differences in shape and shading, positioning or patterns. There are several online websites which have free sample tests for further practice.

Practice 1



Practice 2

