

IPS Sample Non-verbal Reasoning Test Paper.

There are 35 questions in four sections on this paper. You have 30 minutes to complete this test.

Circle your answers carefully on the answer sheet or place a mark in the multiple choice answer box on the separate sheet.

Section A

The shapes drawn in the boxes on the left hand side of the page have been given letter codes that describe certain aspects of their appearance. Using this information you can find the code for the shape in the box on the right.

Choose the code letters that you think describes the shape in the box on the right hand side and circle the letter on the answer sheet, or mark the appropriate box on the multiple choice answer sheet.

Example:

					<table style="width: 100%; border-collapse: collapse;"> <tr> <td style="text-align: center; border: 1px solid black; padding: 2px;">O</td> <td style="text-align: center; border: 1px solid black; padding: 2px;">N</td> <td style="text-align: center; border: 1px solid black; padding: 2px;">M</td> <td style="text-align: center; border: 1px solid black; padding: 2px;">O</td> <td style="text-align: center; border: 1px solid black; padding: 2px;">M</td> </tr> <tr> <td style="text-align: center; border: 1px solid black; padding: 2px;">V</td> <td style="text-align: center; border: 1px solid black; padding: 2px;">V</td> <td style="text-align: center; border: 1px solid black; padding: 2px;">W</td> <td style="text-align: center; border: 1px solid black; padding: 2px;">W</td> <td style="text-align: center; border: 1px solid black; padding: 2px;">V</td> </tr> <tr> <td style="text-align: center;">A</td> <td style="text-align: center;">B</td> <td style="text-align: center;">C</td> <td style="text-align: center;">D</td> <td style="text-align: center;">E</td> </tr> </table>	O	N	M	O	M	V	V	W	W	V	A	B	C	D	E
O	N	M	O	M																
V	V	W	W	V																
A	B	C	D	E																

1.				<table style="width: 100%; border-collapse: collapse;"> <tr> <td style="text-align: center; border: 1px solid black; padding: 2px;">C</td> <td style="text-align: center; border: 1px solid black; padding: 2px;">A</td> <td style="text-align: center; border: 1px solid black; padding: 2px;">B</td> <td style="text-align: center; border: 1px solid black; padding: 2px;">B</td> <td style="text-align: center; border: 1px solid black; padding: 2px;">A</td> </tr> <tr> <td style="text-align: center; border: 1px solid black; padding: 2px;">G</td> <td style="text-align: center; border: 1px solid black; padding: 2px;">H</td> <td style="text-align: center; border: 1px solid black; padding: 2px;">H</td> <td style="text-align: center; border: 1px solid black; padding: 2px;">G</td> <td style="text-align: center; border: 1px solid black; padding: 2px;">H</td> </tr> <tr> <td style="text-align: center;">A</td> <td style="text-align: center;">B</td> <td style="text-align: center;">C</td> <td style="text-align: center;">D</td> <td style="text-align: center;">E</td> </tr> </table>	C	A	B	B	A	G	H	H	G	H	A	B	C	D	E	<input type="checkbox"/>
C	A	B	B	A																
G	H	H	G	H																
A	B	C	D	E																
2.				<table style="width: 100%; border-collapse: collapse;"> <tr> <td style="text-align: center; border: 1px solid black; padding: 2px;">U</td> <td style="text-align: center; border: 1px solid black; padding: 2px;">V</td> <td style="text-align: center; border: 1px solid black; padding: 2px;">W</td> <td style="text-align: center; border: 1px solid black; padding: 2px;">U</td> <td style="text-align: center; border: 1px solid black; padding: 2px;">W</td> </tr> <tr> <td style="text-align: center; border: 1px solid black; padding: 2px;">D</td> <td style="text-align: center; border: 1px solid black; padding: 2px;">E</td> <td style="text-align: center; border: 1px solid black; padding: 2px;">E</td> <td style="text-align: center; border: 1px solid black; padding: 2px;">E</td> <td style="text-align: center; border: 1px solid black; padding: 2px;">D</td> </tr> <tr> <td style="text-align: center;">A</td> <td style="text-align: center;">B</td> <td style="text-align: center;">C</td> <td style="text-align: center;">D</td> <td style="text-align: center;">E</td> </tr> </table>	U	V	W	U	W	D	E	E	E	D	A	B	C	D	E	<input type="checkbox"/>
U	V	W	U	W																
D	E	E	E	D																
A	B	C	D	E																
3.				<table style="width: 100%; border-collapse: collapse;"> <tr> <td style="text-align: center; border: 1px solid black; padding: 2px;">K</td> <td style="text-align: center; border: 1px solid black; padding: 2px;">J</td> <td style="text-align: center; border: 1px solid black; padding: 2px;">J</td> <td style="text-align: center; border: 1px solid black; padding: 2px;">K</td> <td style="text-align: center; border: 1px solid black; padding: 2px;">K</td> </tr> <tr> <td style="text-align: center; border: 1px solid black; padding: 2px;">P</td> <td style="text-align: center; border: 1px solid black; padding: 2px;">Q</td> <td style="text-align: center; border: 1px solid black; padding: 2px;">P</td> <td style="text-align: center; border: 1px solid black; padding: 2px;">R</td> <td style="text-align: center; border: 1px solid black; padding: 2px;">Q</td> </tr> <tr> <td style="text-align: center;">A</td> <td style="text-align: center;">B</td> <td style="text-align: center;">C</td> <td style="text-align: center;">D</td> <td style="text-align: center;">E</td> </tr> </table>	K	J	J	K	K	P	Q	P	R	Q	A	B	C	D	E	<input type="checkbox"/> <input type="checkbox"/>
K	J	J	K	K																
P	Q	P	R	Q																
A	B	C	D	E																

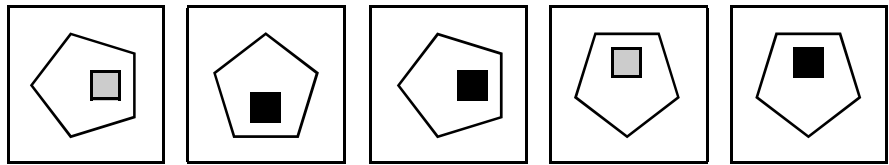
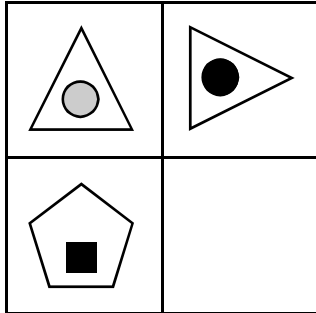
4.		
5.		
6.		
7.		
8.		
9.		

Section B

There are figures drawn in three sections of the large square on the left hand side of the page. One of the small squares is empty. This square can be filled by only one of the five boxes on the right.

Choose the box that you think will best complete the large square and circle the letter on the answer sheet, or mark the appropriate box on the multiple choice answer sheet.

Example:



A

B

C

D

E

1.	<table border="1"> <tr> <td></td> <td></td> </tr> <tr> <td></td> <td></td> </tr> </table>					<table border="1"> <tr> <td></td> <td></td> <td></td> <td></td> <td></td> </tr> </table>						<input type="checkbox"/>					
2.	<table border="1"> <tr> <td></td> <td></td> </tr> <tr> <td></td> <td></td> </tr> </table>					<table border="1"> <tr> <td></td> <td></td> <td></td> <td></td> <td></td> </tr> </table>						<input type="checkbox"/>					
3.	<table border="1"> <tr> <td></td> <td></td> <td></td> </tr> <tr> <td></td> <td></td> <td></td> </tr> <tr> <td></td> <td></td> <td></td> </tr> </table>										<table border="1"> <tr> <td></td> <td></td> <td></td> <td></td> <td></td> </tr> </table>						<input type="checkbox"/>



4.

A

B

C

D

E

5.

A

B

C

D

E

6.

A

B

C

D

E

7.

A

B

C

D

E

8.

A

B

C

D

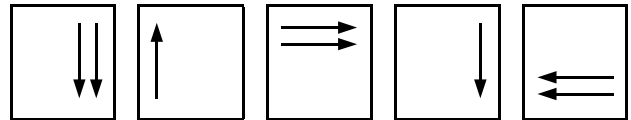
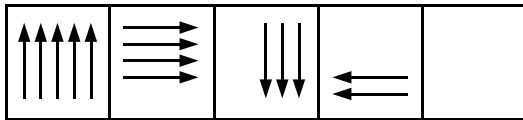
E

Section C

On the left of the page is a sequence of figures in five boxes. One of the boxes is empty. This box can be filled by only one of the figures in the five boxes on the right.

Choose the figure that you think will best complete the sequence and circle the letter on the answer sheet, or mark the appropriate box on the multiple choice answer sheet.

Example:



A



C

D

E

1.			<input type="checkbox"/>
2.			<input type="checkbox"/>
3.			<input type="checkbox"/>
4.			<input type="checkbox"/>

5.		<p>A B C D E</p>	<input type="checkbox"/>
6.		<p>A B C D E</p>	<input type="checkbox"/>
7.		<p>A B C D E</p>	<input type="checkbox"/>
8.		<p>A B C D E</p>	<input type="checkbox"/>
9.		<p>A B C D E</p>	<input type="checkbox"/>
10.		<p>A B C D E</p>	<input type="checkbox"/>

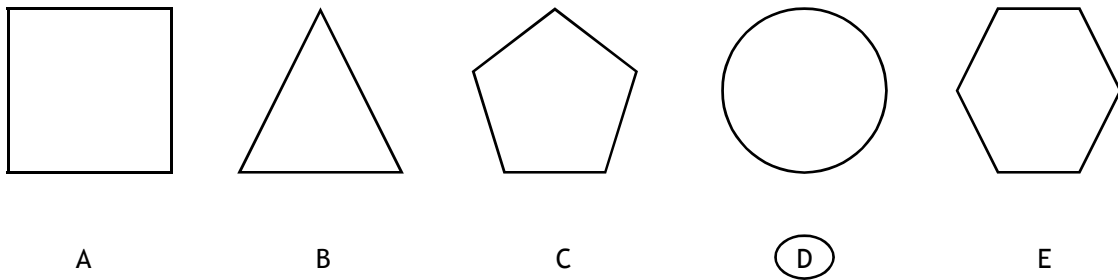


Section D

Each of the following questions consists of five shapes in a row. They all have something in common, except one. You must find the odd one out.

Choose the shape that you think does not go with the other four and circle the letter on the answer sheet, or mark the appropriate box on the multiple choice answer sheet.

Example:



1.

A B C D E

2.

A B C D E

3.

A B C D E

4.

A B C D E



5.

A B C D E



6.

A B C D E



7.

A B C D E



8.

A B C D E



Sample Non-Verbal Reasoning Answer Sheet

A

Ex. 1. 2. 3. 4. 5.

A	[]
B	[]
C	[]
D	■
E	[]

A	[]
B	[]
C	[]
D	[]
E	[]

A	[]
B	[]
C	[]
D	[]
E	[]

A	[]
B	[]
C	[]
D	[]
E	[]

A	[]
B	[]
C	[]
D	[]
E	[]

A	[]
B	[]
C	[]
D	[]
E	[]

6. 7. 8. 9.

A	[]
B	[]
C	[]
D	[]
E	[]

A	[]
B	[]
C	[]
D	[]
E	[]

A	[]
B	[]
C	[]
D	[]
E	[]

A	[]
B	[]
C	[]
D	[]
E	[]

B

Ex. 1. 2. 3. 4. 5.

A	■
B	[]
C	[]
D	[]
E	[]

A	[]
B	[]
C	[]
D	[]
E	[]

A	[]
B	[]
C	[]
D	[]
E	[]

A	[]
B	[]
C	[]
D	[]
E	[]

A	[]
B	[]
C	[]
D	[]
E	[]

A	[]
B	[]
C	[]
D	[]
E	[]

6. 7. 8.

A	[]
B	[]
C	[]
D	[]
E	[]

A	[]
B	[]
C	[]
D	[]
E	[]

A	[]
B	[]
C	[]
D	[]
E	[]

C

Ex. 1. 2. 3. 4. 5.

A	[]
B	■
C	[]
D	[]
E	[]

A	[]
B	[]
C	[]
D	[]
E	[]

A	[]
B	[]
C	[]
D	[]
E	[]

A	[]
B	[]
C	[]
D	[]
E	[]

A	[]
B	[]
C	[]
D	[]
E	[]

A	[]
B	[]
C	[]
D	[]
E	[]

6. 7. 8. 9. 10.

A	[]
B	[]
C	[]
D	[]
E	[]

A	[]
B	[]
C	[]
D	[]
E	[]

A	[]
B	[]
C	[]
D	[]
E	[]

A	[]
B	[]
C	[]
D	[]
E	[]

A	[]
B	[]
C	[]
D	[]
E	[]

D

Ex. 1. 2. 3. 4. 5.

A	[]
B	[]
C	[]
D	■
E	[]

A	[]
B	[]
C	[]
D	[]
E	[]

A	[]
B	[]
C	[]
D	[]
E	[]

A	[]
B	[]
C	[]
D	[]
E	[]

A	[]
B	[]
C	[]
D	[]
E	[]

A	[]
B	[]
C	[]
D	[]
E	[]

6. 7. 8.

A	[]
B	[]
C	[]
D	[]
E	[]

A	[]
B	[]
C	[]
D	[]
E	[]

A	[]
B	[]
C	[]
D	[]
E	[]

Answers				
	A	B	C	D
1	B	B	B	D
2	B	E	D	E
3	C	D	A	C
4	B	A	B	C
5	E	B	A	D
6	B	E	C	C
7	E	A	D	E
8	C	B	A	E
9	D		C	
10			C	

For more IPS 11+ Practice Papers
Plus other 11+ Practice Materials

GO TO

www.chuckra.co.uk

*From the publishers of the
best selling 11+ Playing Cards...*

- Thousands of high quality Verbal Reasoning Questions based on the real NFER eleven plus exams
- Specialist 11 Plus Tuition - Method & Technique videos

Top quality papers at amazing prices.
Making 11 Plus Exam preparation
available to everyone!