


For markers only:

Section A: /25

Section B: /25

Total: /50



# Emanuel School

## 10+ English

1 hour

Name: \_\_\_\_\_

School: \_\_\_\_\_

Do you speak any languages at home other than English? If so, please write the name of the language here:

---

### INSTRUCTIONS

- \* Read the passage in Section A and answer **all** the questions as fully as possible.
- \* You should spend up to 30 minutes on Section A.
- \* Then complete the writing task in Section B. Spend 30 minutes on this section.
- \* You are told the number of marks available for each question.
- \* Check through your work carefully at the end of the exam.

## A: Reading Comprehension

Spend up to 30 minutes on this section. Read the passage carefully and then answer the questions that follow.

### Sir Gawain and the Green Knight

The drawbridge was let down, the gate flung wide, and Gawain rode out of the castle, with a squire to guide him. Through the bitter dawning they rode, beneath trees dripping drearily, and across meadows where the wind moaned as it bit them to the bone, and they came to a great valley with cliffs at one side of it, all filled with mist. 5

'Sir,' said the squire, 'go no further, I beg of you. Near here dwells the Green Knight, a terrible and cruel man. There is none so fierce or so strong in this land – and no man may stand against him. Over yonder at the Green Chapel it is ever his custom to stay all who pass by, and fight with them, and kill them – for none can escape him. Flee away now – and I will not tell ever that you fled for fear of the terrible Green Knight.' 10

'I thank you,' said Gawain, 'but I must go forward. I would be a coward and unworthy of knighthood if I fled away now. Therefore, whether I like it or not I must go forward...And God knows well how to save His servants if so He wills.' 15

'Well then,' said the squire, 'your death be your own doing. Go down this path by the cliff, into the deep valley, and upon the left hand, beyond the water, you will find the green chapel. Now farewell, noble Gawain, for I dare not come with you further.'

Down the path rode Gawain, and came to the bottom of the valley. No chapel could he see, but only the **rugged** cliff above him, and high, **desolate** banks in the distance. But at length he saw, under the dripping trees, a low green mound beside the rushing stream; and he heard a sound as of a scythe<sup>1</sup> upon a grindstone coming from a deep hollow in the mound. 20

<sup>1</sup> A scythe is a long curved blade attached to a handle.

**Now answer each of the following questions in full sentences. You will be awarded marks for your spelling, punctuation and grammar, so check your answers once you have finished.**

1. Who showed Gawain the way out of the castle? [1 mark]

---

---

---

---

---

---

---

/1

2. What time of day is it when the story begins?

[1 mark]

---

---

---

---

---

---

---

---

---

---

/1

3. Explain what the following quotation, from the opening paragraph, tells you about the weather: 'the wind moaned as it bit them to the bone'. Try to make two points.

[4 marks]

---

---

---

---





---

---

---

---

/2

7. Explain the meanings of the following two words, which are in **bold** in the passage. You do not need to write in full sentences. [2 marks]

**rugged** (line 21)

---

**desolate** (line 21)

---

/2

8. How does the writer create a tense atmosphere in the final paragraph (lines 20-24)? Try to comment on three details in your answer. [3 marks]

---

---

---

---

---

---

/3



## Section B: Composition

*Spend up to 30 minutes on this section.*



**Answer the following question:**

Imagine that, after Gawain has fought the Green Knight, he encounters a mythical beast which he must defeat. Describe the beast in as much detail as you can. [25 marks]


- Remember to plan the events carefully so that your story or description is well-structured.
- Use interesting descriptions and details in your writing to make it a good read.
- Pay close attention to your spelling, punctuation and grammar.
- Use the lines printed on the exam paper for your writing.


---


---


---











---

---

---

---

---

---

---

---

---

---

---

---

---

---

---

---

---

---

---

---

---

---

---

---

---

**End of examination. Now check your work carefully.**

Content:	/15
Accuracy:	/10
Total:	/25