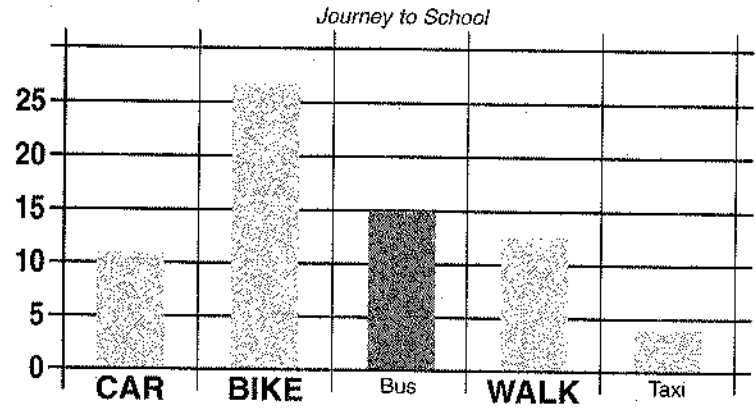


MATHEMATICS MAIN PAPER FOR 2015 ENTRY TEST 2 – ANSWERS

1 mark for each correct answer. Total 60 marks.

ANSWER	
1a	27 and 37
1b	90
1c	18 + 26
1d	37 + 25 or 49 + 13
1e	27
1f	91

ANSWER	
2a	3.6
2b	0.63
2c	0.88
3a	4 (years)
3b	5
3c	12 (years)
3d	19 (years)



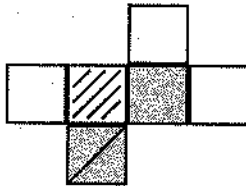
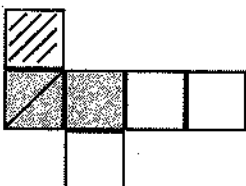
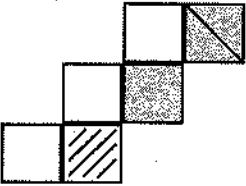
ANSWER	
4a	CAR BIKE WALK
4b	25 20 15 10 5 0
4c	BUS
4d	13
4e	<i>(See chart)</i>

Taxi	4
Walk	13
BUS	15
Bike	27
Car	11
TOTAL	70

	ANSWER
5a	12
5b	192
5c	25, 49 or $5^2, 7^2$
5d	2, 11
6a	>
6b	=
6c	=

	ANSWER
7a	A, B, E
7b	A, E
7c	Z
7d	Z or X or X and Z

	ANSWER
8a	20
8b	-10
8c	30 or a correct subtraction using the candidate's values from A and B above
8d	10 or a correct addition using the candidate's values from A and B above
9a	62
9b	6

	ANSWER
10a	
10b	
10c	

	ANSWER
11a	£5.25 or 525p
11b	27p
11c	£1.08 or 108p
11d	32p

	ANSWER
12a	True
12b	False
12c	False

	ANSWER
13a	0.535
13b	$\frac{8}{9}$
13c	$\frac{1}{3}$ of 17 (or $5\frac{2}{3}$)
14a	49 (minutes)
14b	20:06 or 8.06pm or 2006
14c	19:42 or 7.42pm or 1942

	ANSWER
15a	51, 52, 104
15b	110
15c	62
16a	16
16b	$24\frac{1}{2}$
16c	64

ANSWER	
17a	2
17b	15