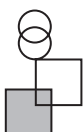
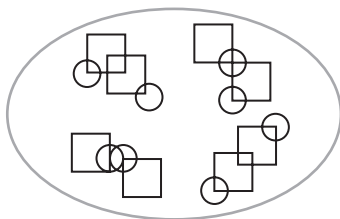


# Bond Fifth level papers in Non-verbal Reasoning 11+–12+ years – Sample test

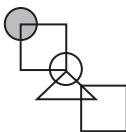


Which pattern on the right belongs in the group on the left? Circle the letter.

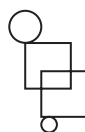
## Example



a



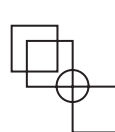
b



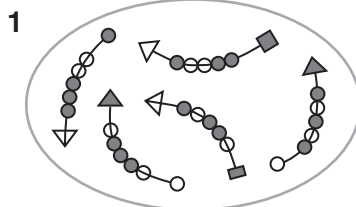
c



d



e



a



b



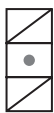
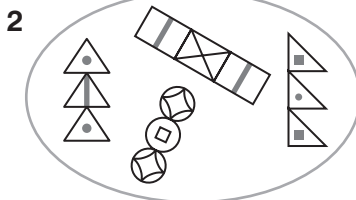
c



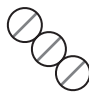
d



e



a



b



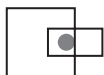
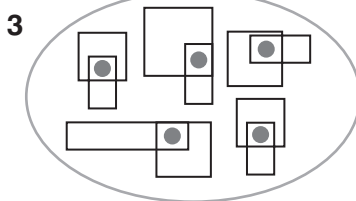
c



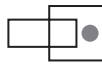
d



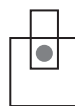
e



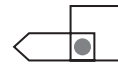
a



b



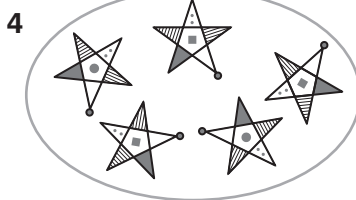
c



d



e



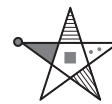
a



b



c



d



e



a



b



c

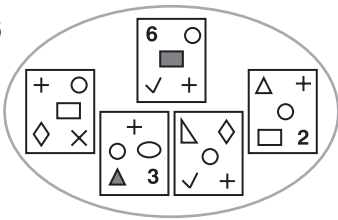


d



e

6



a



b



c



d

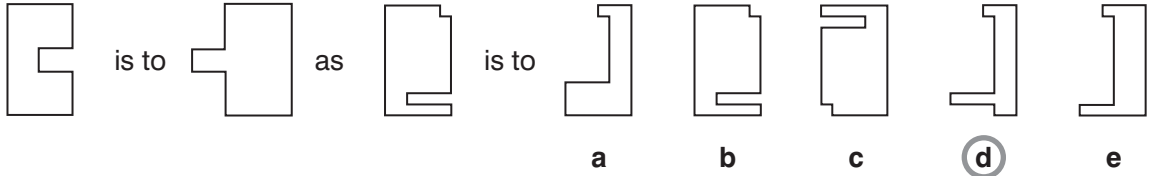


e

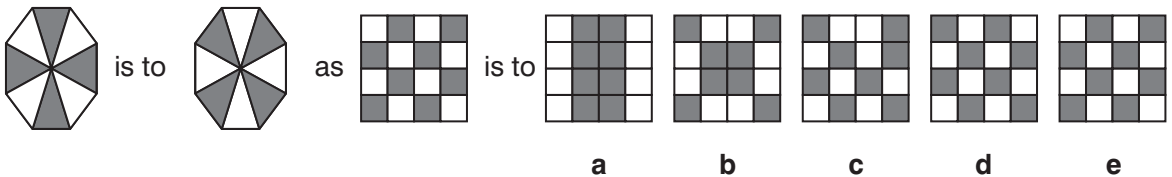


Which shape or pattern completes the second pair in the same way as the first pair?  
Circle the letter.

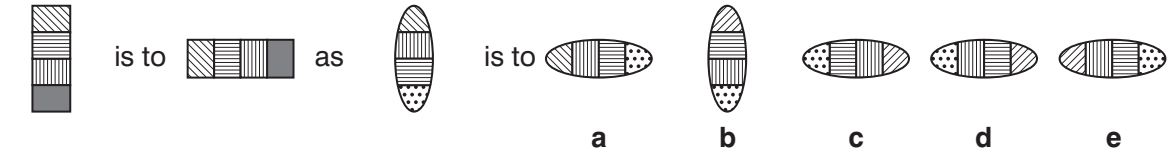
Example



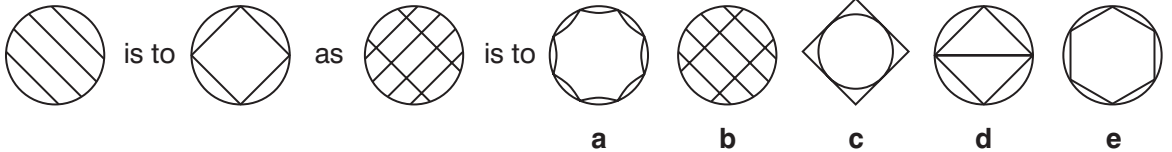
7



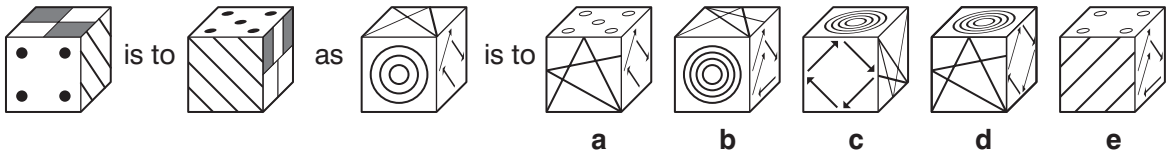
8



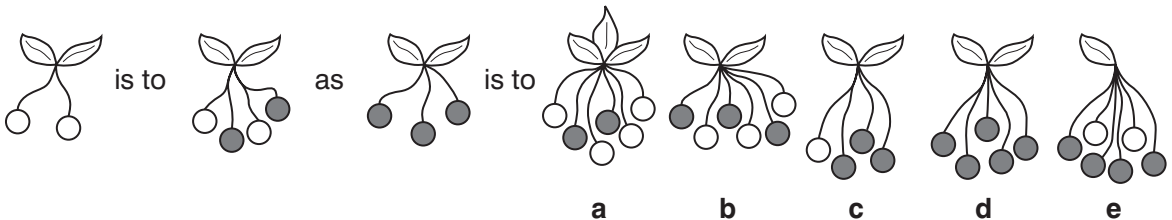
9



10



11



12 is to as is to

a b c d e

Which one comes next? Circle the letter.

Example

?

a b c d e

13 ? ?

a b c d e

14 ?

a b c d e

15 ? ?

a b c d e

16 ? ?

a b c d e

17 ? ?

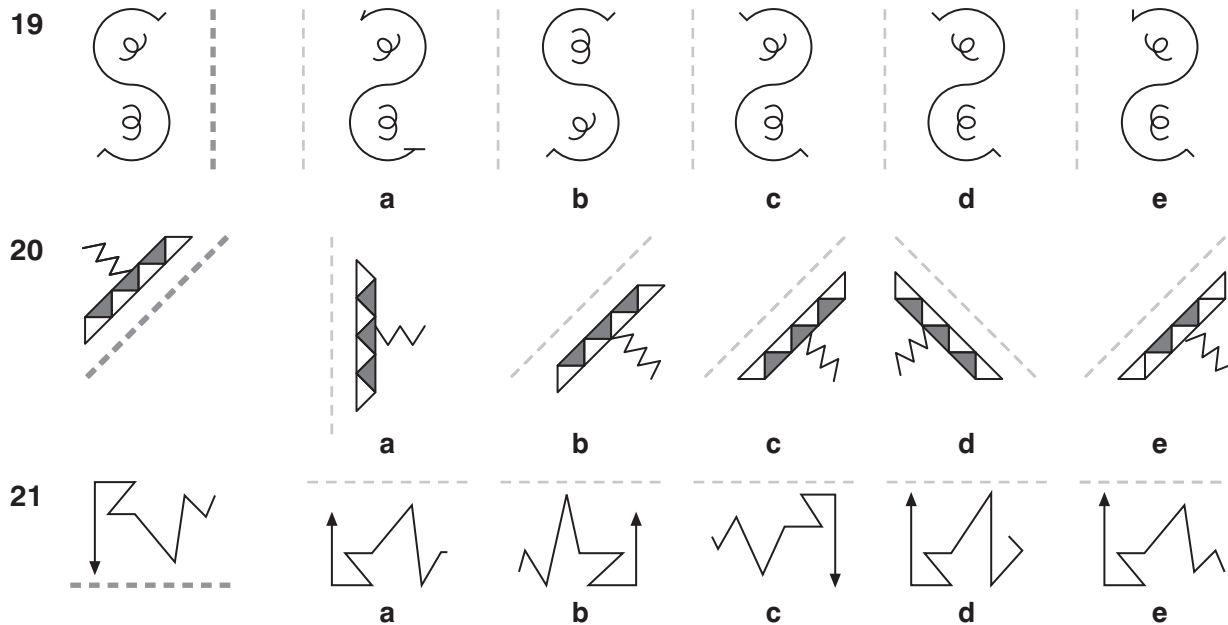
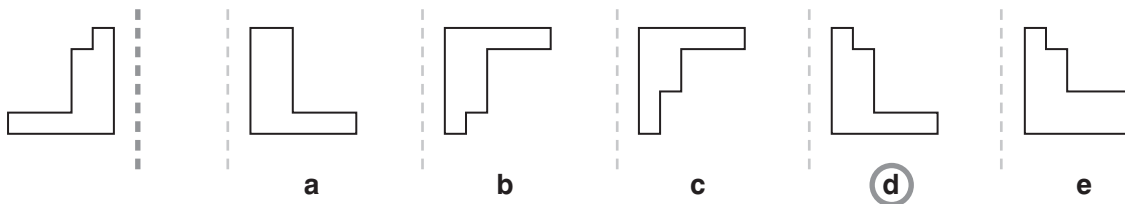
a b c d e

18 ? ?

a b c d e

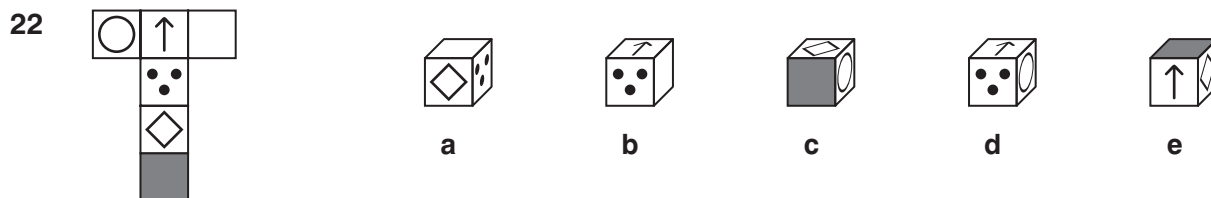
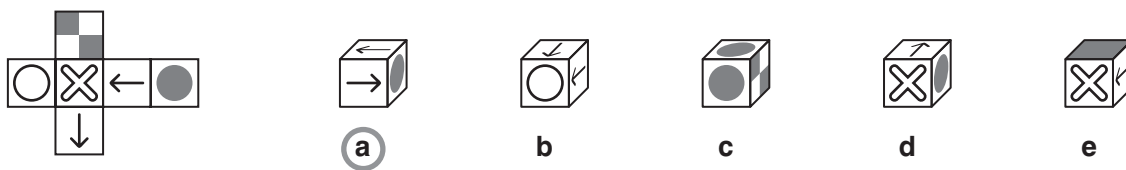
Which shape on the right is the reflection of the shape given on the left? Circle the letter.

**Example**

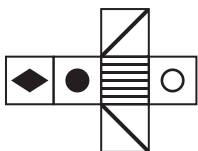


Which cube can be made from the given net? Circle the letter.

**Example**



23



a



b



c




d



e

24



a



b



c



d

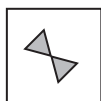



e



Which shape or pattern completes the larger square? Circle the letter.

**Example**



a



b



c

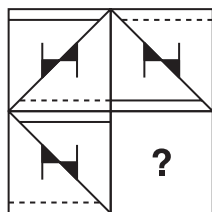


d

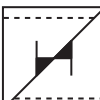


e

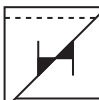
25




a



b



c

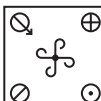



d

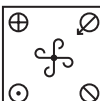


e

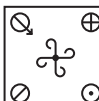
26



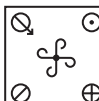
a




b



c




d



e

27



a



b



c



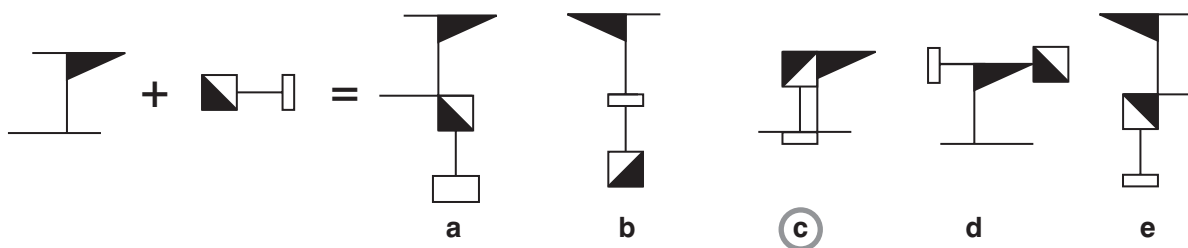
d



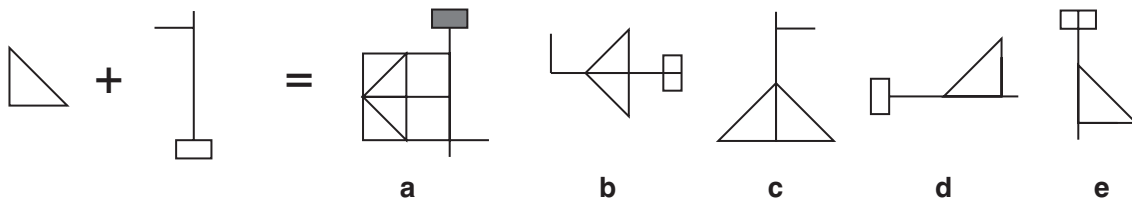
e

Which shape or pattern is made when the first two shapes or patterns are put together?  
Circle the letter.

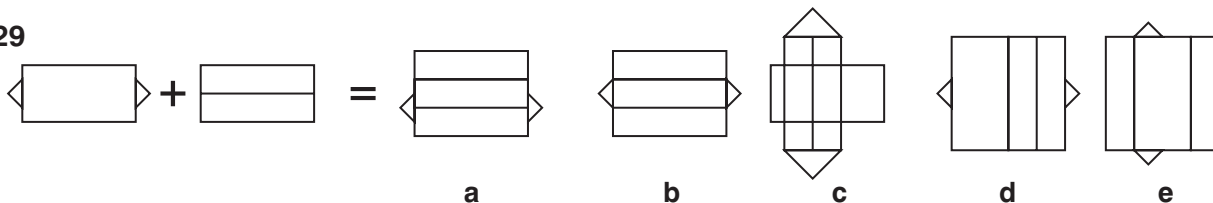
**Example**



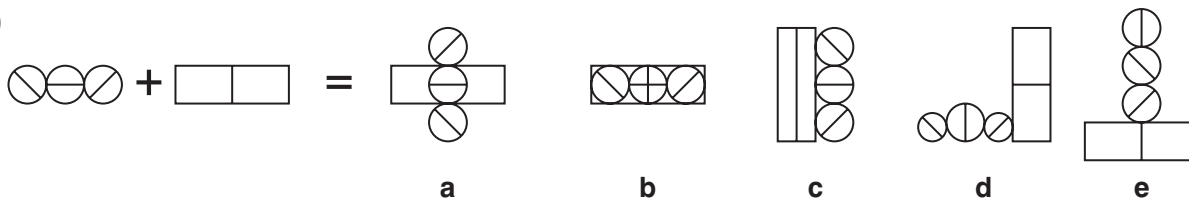
28



29



30



Now go to the Progress Chart to record your score!

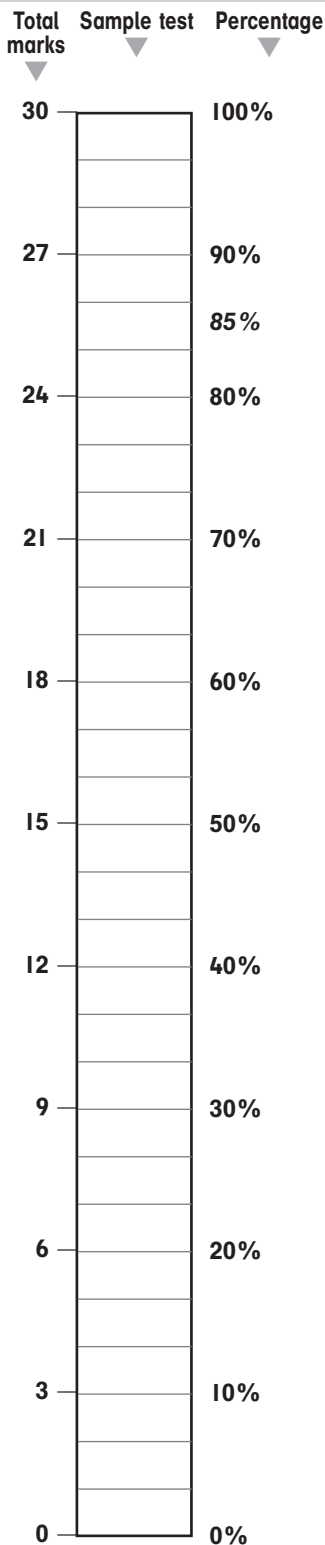
Total

30

- |      |      |
|------|------|
| 1 d  | 16 e |
| 2 a  | 17 d |
| 3 c  | 18 a |
| 4 e  | 19 d |
| 5 b  | 20 c |
| 6 c  | 21 e |
| 7 d  | 22 b |
| 8 a  | 23 a |
| 9 e  | 24 d |
| 10 c | 25 c |
| 11 b | 26 a |
| 12 b | 27 b |
| 13 b | 28 d |
| 14 a | 29 a |
| 15 b | 30 b |

## Progress Chart

## Fifth level papers in Non-verbal Reasoning



*When you've filled in the progress chart read the Next Steps Planner*

## Next Steps Planner...

### Step 1 Go over your mistakes.

- Go over any wrong answers and try the questions again.
- Use *How to do ... 11+ Non-verbal Reasoning* to help with any question types you find difficult.

### Step 2 Do more practice.

#### **If you got more than 85% ...**

##### **Either:**

Use *Bond Assessment Papers: Fifth papers in Non-verbal Reasoning* and *Bond Assessment Papers: More fifth papers in Non-verbal Reasoning* to reinforce and expand your non-verbal reasoning skills at this level.

##### **Or:**

Try some mock test papers for realistic exam practice. We suggest that you use these in the last few months before the actual exam.

#### **If you got 50–85% ...**

We suggest that you do lots more practice at this level to help improve your scores. The *Bond Assessment Papers: Fifth papers in Non-verbal Reasoning* and the *Bond Assessment Papers: More fifth papers in Non-verbal Reasoning* include a wider variety of questions than are included in the sample paper and will help to strengthen your non-verbal reasoning skills.

Make sure you keep going back over any wrong answers and use *How to do ... 11+ Non-verbal Reasoning* to help with any question types you find difficult.

#### **If you got less than 50% ...**

We suggest that you try the fourth level books to build up your non-verbal reasoning skills; *Bond Assessment Papers: Fourth papers in Non-verbal Reasoning* and *Bond Assessment Papers: More fourth papers in Non-verbal Reasoning*. Keep going back over questions that puzzle you, using the strategies in *How to do ... 11+ Non-verbal Reasoning* to help you, and then come back to the fifth level books.