



Please write clearly in block capitals.

Centre number

--	--	--	--	--

Candidate number

--	--	--	--

Surname

Forename(s)

Candidate signature

A-level ECONOMICS

Paper 3 Economic principles and issues

Monday 19 June 2017

Afternoon

Time allowed: 2 hours

Materials

For this paper you must have:

- the insert
- a calculator.

Instructions

- Answer **all** questions.
- Use black ink or a black ball-point pen. Pencil should only be used for drawing.
- Fill in the boxes at the top of this page.
- You will need to refer to the insert provided to answer **Section B**.
- You must answer the questions in the spaces provided. Do not write outside the box around each page or on blank pages.
- Do all rough work in this answer book. Cross through any work you do not want to be marked.

Information

- There are 80 marks available on this paper.
- The marks for questions are shown in brackets.
- No deductions will be made for wrong answers.

For Examiner's Use	
Section	Mark
A	
B	
TOTAL	



J U N 1 7 7 1 3 6 3 0 1

IB/G/Jun17/E7

7136/3



Section AAnswer **all** questions in this section.Only **one** answer per question is allowed.

For each answer completely fill in the circle alongside the appropriate answer.

CORRECT METHOD



WRONG METHODS

If you want to change your answer you must cross out your original answer as shown. If you wish to return to an answer previously crossed out, ring the answer you now wish to select as shown. **0 1**

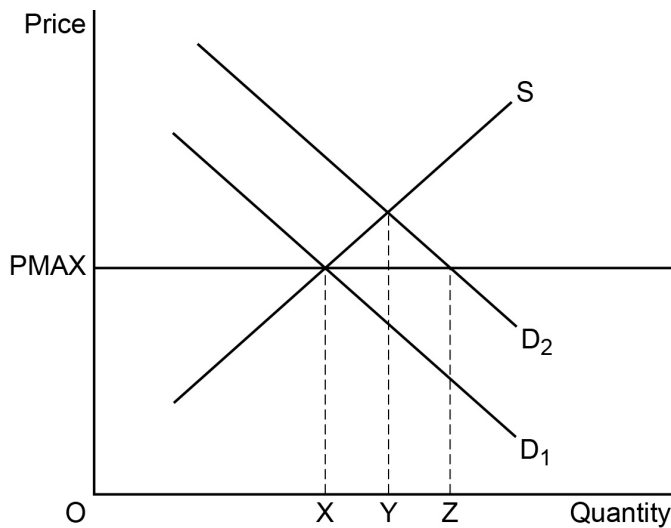
Economic decision making and policies are influenced by value judgements because

- A** all people are motivated by the desire to maximise their incomes.
- B** economic analysis and decision making is assumed to be based on complete information.
- C** they are based on the same methodology as the natural sciences.
- D** they involve moral and political considerations as well as positive analysis.

[1 mark]

0 2

The diagram below shows the original market demand and supply curves (D_1 and S) for loft insulation. Loft insulation reduces energy consumption.



The government wishes to meet its energy efficiency target by shifting the market demand curve for loft insulation from D_1 to D_2 . Which one of the following policies is most likely to enable the government to achieve its objective?

- A** A decrease in the rate of VAT on domestic gas and electricity used for home heating
- B** A 'nudge' to households to install loft insulation by offering to clear lofts of unwanted items if insulation is installed
- C** The introduction of a maximum price for loft insulation
- D** The introduction of a subsidy paid to the firms installing loft insulation

[1 mark]

0 3

The law of diminishing marginal utility states that

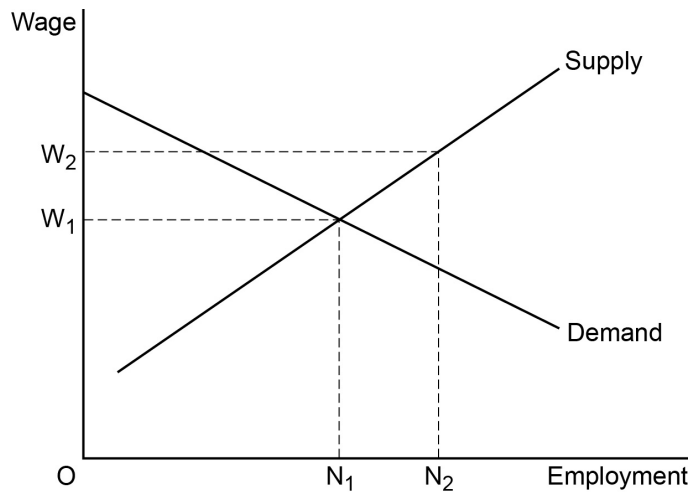
- A** as more of a product is consumed, the extra satisfaction will decline.
- B** as more of all factors are employed, the additional output produced will fall.
- C** as more variable factors are added to a fixed factor, the additional output produced will decline.
- D** the total satisfaction from consuming a product will be maximised when marginal utility starts to fall.

[1 mark]



0 4

The diagram below shows the market for bricklayers.



The original equilibrium wage is W_1 and the number of bricklayers employed is N_1 . Which one of the following events is most likely to increase the wage paid to bricklayers to W_2 and increase employment to N_2 ?

- A** A cut in bank rate leading to a fall in mortgage interest rates
- B** A fall in the number of young people training as apprentice bricklayers
- C** An improvement in working conditions in the construction industry
- D** An increase in the wages paid to electricians in the construction industry

[1 mark]



0 5

A firm employs three factors of production: capital, land and labour. The table below shows how the firm's output is affected by changing the amount employed of these factor inputs.

Units of output	Units of capital	Units of land	Labour (Number of workers)
500	20	40	60
1000	80	160	240
2000	140	280	420
3000	210	420	630
4000	300	580	860

The firm experiences constant returns to scale when it increases its output from

A 500 to 1000 units.

B 1000 to 2000 units.

C 2000 to 3000 units.

D 3000 to 4000 units.

[1 mark]

0 6

The table below shows possible differences between the meanings of the terms invention and innovation. Which combination, **A**, **B**, **C** or **D**, correctly identifies the difference between the meanings of these terms?

	Invention	Innovation	
A	Applies to changes in goods only	Applies to changes in services only	<input type="radio"/>
B	Applies to changes in services only	Applies to changes in goods only	<input type="radio"/>
C	Discovering something entirely new	Turns the results of invention into a product	<input type="radio"/>
D	Turns the results of innovation into a product	Discovering something entirely new	<input type="radio"/>

[1 mark]

Turn over for the next question



0 7

The table below shows the output, average total cost and average revenue for a firm.

Units of output	Average total cost (£)	Average revenue (£)
10	15	26
11	14	24
12	13	23
13	12	21

At which one of the following levels of output will the firm maximise its profits?

A 10 units

B 11 units

C 12 units

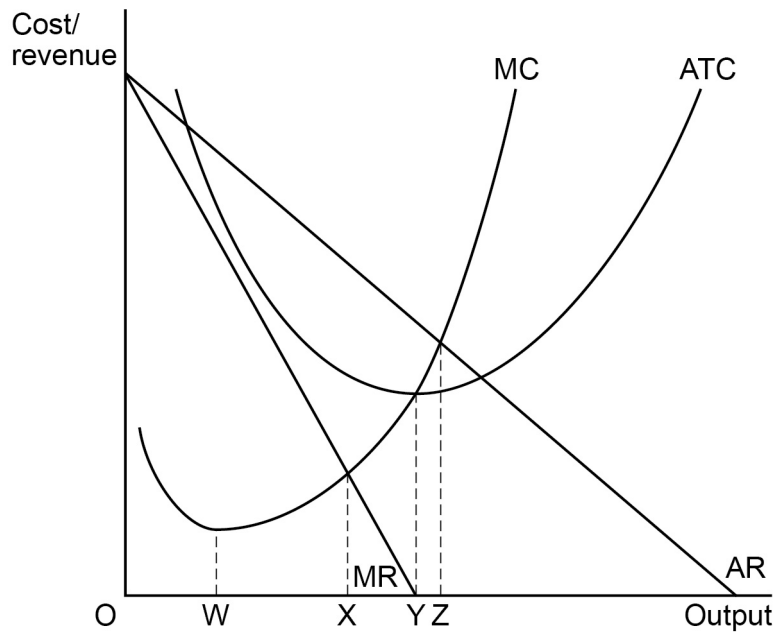
D 13 units

[1 mark]



0 8

The diagram below shows the cost and revenue curves for a monopoly.



At which one of the following levels of output would the firm be productively efficient?

- A** OW
- B** OX
- C** OY
- D** OZ

[1 mark]

0 9

The marginal revenue product of labour is the

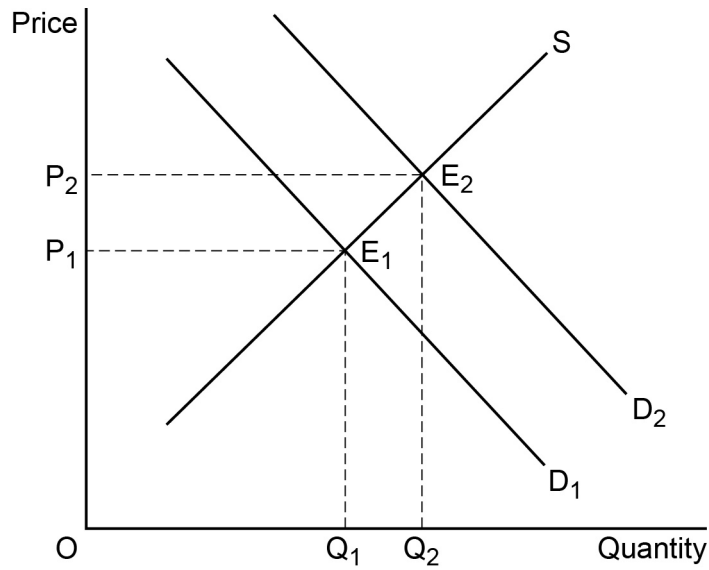
- A** addition to total revenue when the firm produces and sells an extra unit of output.
- B** amount produced per worker per time period.
- C** change in total output that is produced when one extra worker is employed.
- D** revenue gained by selling the extra output produced by employing one more worker.

[1 mark]



1 0

The diagram below shows the demand curves (D_1 and D_2) and the supply curve (S) in the market for good X. The initial market equilibrium is at E_1 .



The increase in market demand from D_1 to D_2 results in a new market equilibrium at E_2 . The market mechanism that leads to the establishment of the new equilibrium is based on

- A** excess demand for good X at the initial price of P_1 .
- B** excess demand for good X at the new price P_2 .
- C** excess supply of good X at the initial price of P_1 .
- D** excess supply for good X at the new price P_2 .

[1 mark]

1 1

Which one of the following values for the Gini coefficient shows the greatest inequality?

- A** -0.5
- B** 0
- C** 0.5
- D** 1

[1 mark]



1 2

The tragedy of the commons can be applied to the fishing industry. What is the nature of this market failure?

- A** Over-fishing resulting in declining fish populations
- B** The imposition of fishing quotas by the European Union
- C** The positive externalities associated with fish consumption
- D** The third-party effects on dolphins as a result of tuna fishing

[1 mark]

1 3

Immobility of labour may lead to a misallocation of resources and market failure because

- A** a change in the pattern of demand results in structural unemployment.
- B** the education and training needed to reduce labour immobility is a public good.
- C** the government's target for the rate of inflation is too high.
- D** the immobility of factors of production is a negative externality in production.

[1 mark]

1 4

The following table shows the real GDP of an economy from 2012 to 2016.

Year	2012	2013	2014	2015	2016
Real GDP (£bn)	213	215	245	256	271

If the figures were converted to index form with 2013 as the base year, what would be the value of the index (to the nearest whole number) in 2016?

- A** 124
- B** 125
- C** 126
- D** 127

[1 mark]



1 5

The information below shows the changes in key economic indicators for a country over a period of one year.

Money GDP	Rate of inflation	Population increase	Gini coefficient
+6%	+4%	+1%	-8%

Which one of the following can be concluded from the data?

- A** External costs generated from economic activity have reduced the quality of life
- B** Real GDP per capita has fallen
- C** The distribution of income has become more unequal
- D** The standard of living of typical residents in the country has probably improved

[1 mark]

1 6

Assuming that the value of the marginal propensity to consume is 0.6, which of the following changes in national income would result from an increase in exports of £19bn?

- A** £31.7bn
- B** £47.5bn
- C** £76bn
- D** £114bn

[1 mark]



1 7

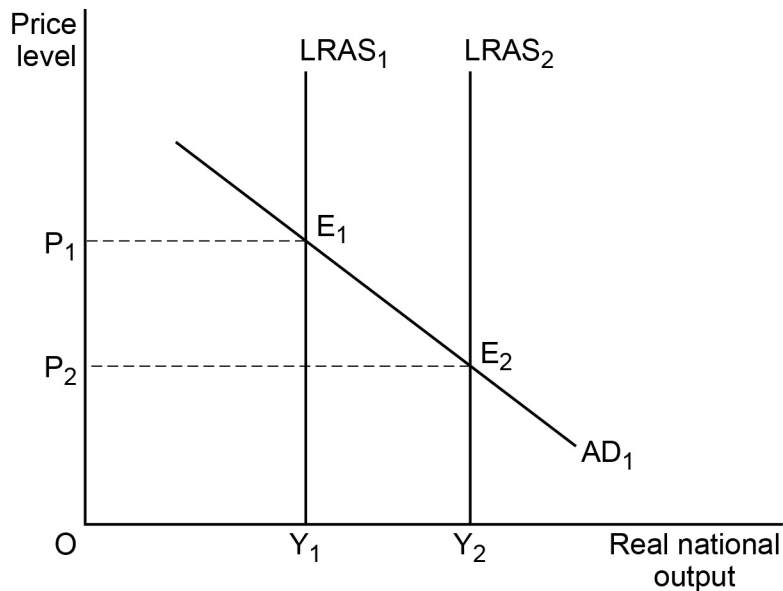
The primary measure of unemployment in the UK is based on the

- A** number of people joining the labour force minus the number of people leaving the labour force.
- B** number of people not working who are of working age.
- C** the number of people actively seeking work and available to start work.
- D** proportion of the population of working age without a job.

[1 mark]

1 8

The diagram below depicts an aggregate demand (AD) curve and two long-run aggregate supply (LRAS) curves for an economy. The economy's initial equilibrium is at E_1 .



All other things being equal, the movement of the economy from its initial equilibrium at E_1 to E_2 is most likely to be caused by an increase in

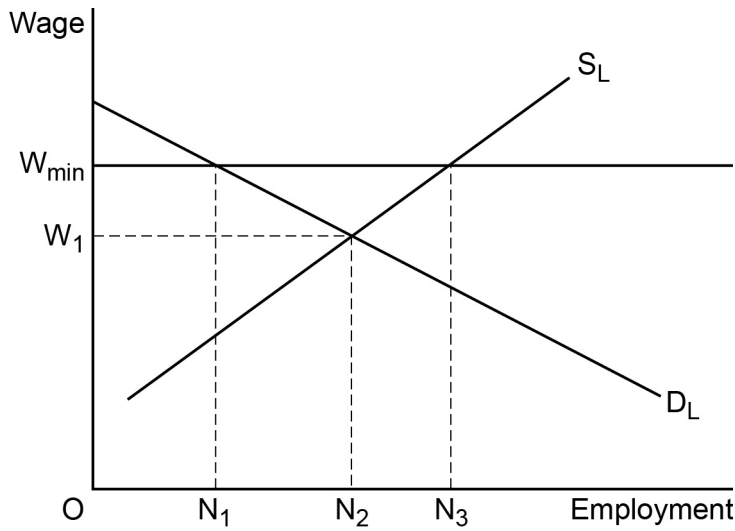
- A** government borrowing.
- B** labour productivity.
- C** the rate of deflation.
- D** money wage rates.

[1 mark]



1 9

The diagram below represents the market for unskilled agricultural labourers where the demand for agricultural labourers is D_L and the supply is S_L . The trade union representing agricultural labourers has negotiated a minimum wage of OW_{min} for its members.



The effect of implementing a minimum wage of OW_{min} is that

- A cyclical unemployment increases by $(ON_3 - ON_1)$.
- B frictional unemployment increases by $(ON_2 - ON_1)$.
- C real wage unemployment increases by $(ON_3 - ON_1)$.
- D the natural rate of unemployment increases by $(ON_2 - ON_1)$.

[1 mark]

2 0

A bank makes a new loan to a customer. All other things being equal, which combination of events, **A**, **B**, **C** or **D**, shows what will happen?

	Bank's liabilities	Bank's assets	Money supply	
A	Increase	Increase	Increases	<input type="radio"/>
B	Increase	Fall	Increases	<input type="radio"/>
C	Fall	Increase	Falls	<input type="radio"/>
D	Fall	Fall	Falls	<input type="radio"/>

[1 mark]



2 1

A government issued bond has a nominal value of £100 and the annual coupon is £6. The bond has 35 years until maturity. Its current yield is 5%. The current market price of the bond is

A £100

B £105

C £106

D £120

[1 mark]

2 2

Which one of the following combinations, **A**, **B**, **C** or **D**, best distinguishes between the functions of the money market and the capital market?

	Money market	Capital market	
A	The market for issuing new shares	The market where foreign currency is exchanged at some point in the future	<input type="radio"/>
B	The market where commercial banks provide short-term loans to each other	The market where businesses obtain funds to finance long-term growth	<input type="radio"/>
C	The market where foreign currencies are traded	The main market in which commercial banks lend to each other	<input type="radio"/>
D	The market where the government finances its budget deficit by issuing bonds	The market where short-term debt is converted into equity finance	<input type="radio"/>

[1 mark]

Turn over for the next question



2 3

The table below shows the marginal income tax rates in an economy for 2016.

Table: Marginal income tax rates for every \$1 of income

Taxable Income	Income tax rates 2016
From \$0 to \$10 000	0%
From \$10 001 to \$30 000	10%
From \$30 001 to \$50 000	30%
\$50 001 and above	45%

How much income tax would be payable by someone earning \$40 000 in 2016?

- A** \$5 000
- B** \$5 500
- C** \$10 000
- D** \$12 000

[1 mark]

2 4

The national debt is the

- A** annual budget deficit plus the external trade deficit.
- B** amount by which the budget deficit increases each year.
- C** annual difference between government spending and tax receipts.
- D** the cumulative stock of outstanding central government borrowing.

[1 mark]



2 5

The table below shows how much of each of two products can be produced by two countries with the same amount of resources.

	Motorbikes	or	Cars
Brazil	10	or	5
United States	6	or	2

Which one of the following statements is correct?

- A** Brazil has a comparative advantage in the production of both motorbikes and cars.
- B** Brazil has a comparative advantage in the production of cars.
- C** The opportunity cost of producing motorbikes is higher in the United States than Brazil.
- D** Trade will not take place because Brazil is better at producing both goods.

[1 mark]

2 6

A country has a Human Development Index of 0.91. This country is most likely to have

- A** a high dependence on its primary sector.
- B** a low level of life expectancy.
- C** rapid population growth.
- D** relatively low levels of illiteracy.

[1 mark]

Turn over for the next question



2 7

The table below shows the Consumer Prices Index for a country over a number of years.

Year	End of year prices index
1	100
2	98
3	103
4	105
5	106
6	104
7	107

Which one of the following can be concluded from the table?

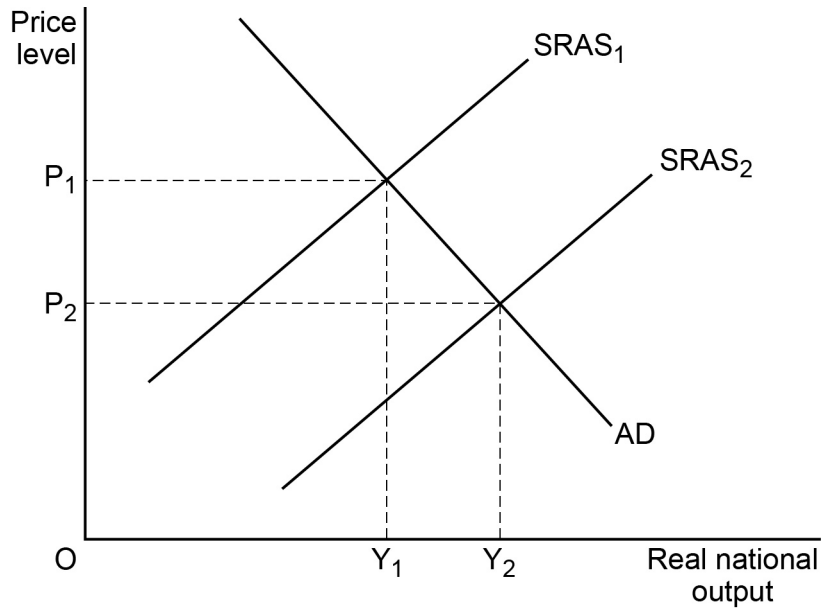
- A** The country suffered disinflation in Year 5
- B** The inflation rate was highest in Year 7
- C** The only time the country suffered deflation was in Year 2
- D** Real incomes fell between Year 1 and Year 7

[1 mark]



2 8

The diagram below shows the aggregate demand (AD) and two short-run aggregate supply (SRAS) curves for an economy.



All other things being equal, which one of the following is most likely to cause the short-run aggregate supply curve to shift from SRAS₁ to SRAS₂?

- A** A fall in the size of the labour force
- B** An increase in imports
- C** An increase in the value of the multiplier
- D** Lower world commodity prices

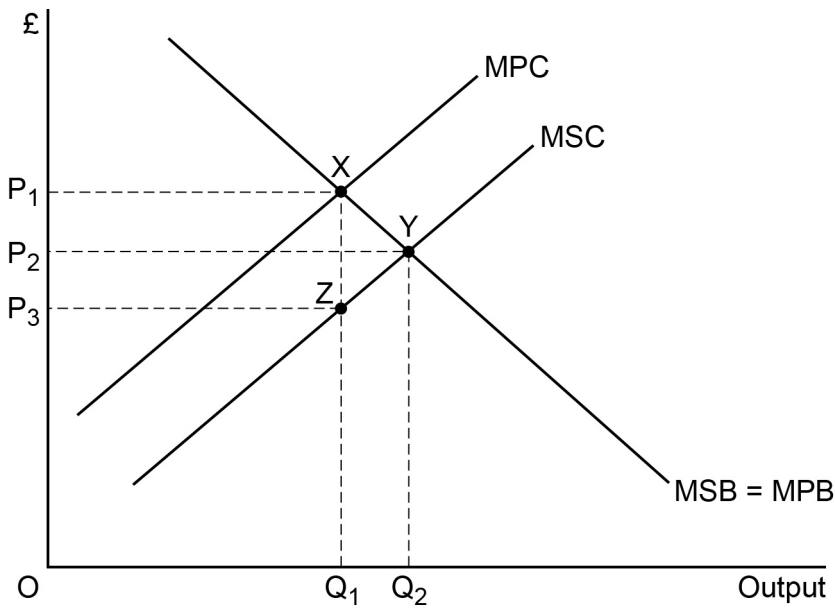
[1 mark]

Turn over for the next question



2 9

The diagram below shows the marginal private and social benefit (MPB and MSB) curves and the marginal private and social cost (MPC and MSC) curves in a market where there are positive externalities in production.



At the free market equilibrium, market failure occurs. Which one of the following is correct?

- A As a result of this market failure, consumer surplus is reduced by ZXY
- B As a result of this market failure, there is a deadweight loss to society of P_3P_1XZ
- C P_1 minus P_3 is the subsidy per unit that is required to correct the market failure and achieve the social optimum
- D The diagonal distance XY shows the amount by which marginal private cost exceeds marginal social cost at OQ_2

[1 mark]

3 0

The price elasticity of demand for games consoles is -1.2. It can be concluded that a 10% reduction in their price would lead to a percentage change in demand of

- A -8.3%
- B -12.0%
- C +8.3%
- D +12.0%

[1 mark]

30



Turn over for Section B

**DO NOT WRITE ON THIS PAGE
ANSWER IN THE SPACES PROVIDED**



