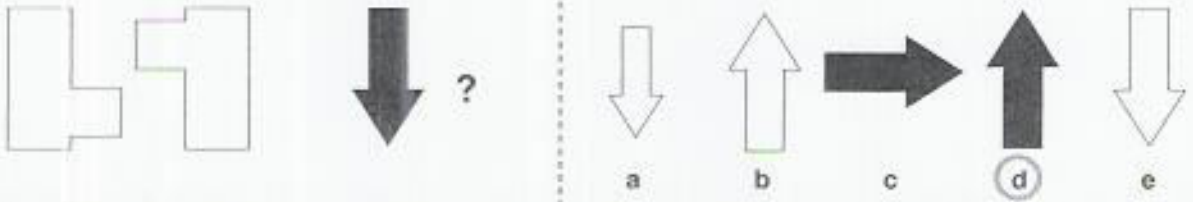


Section 1

Which pattern on the right completes the second pair in the same way as the first pair?

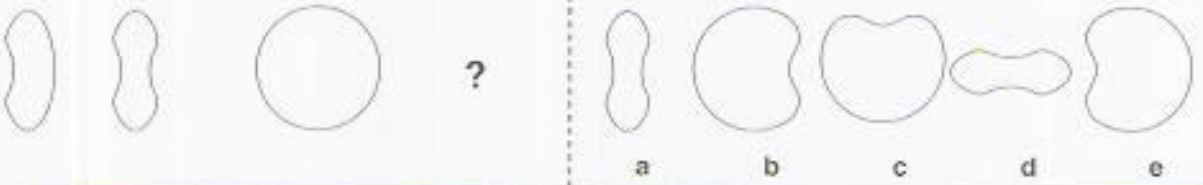
Example



Practice 1



Practice 2

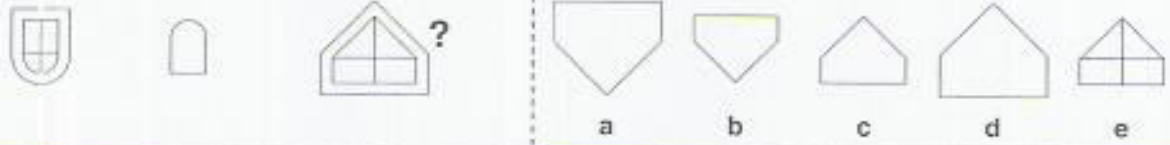


WAIT UNTIL YOU ARE TOLD TO GO ON

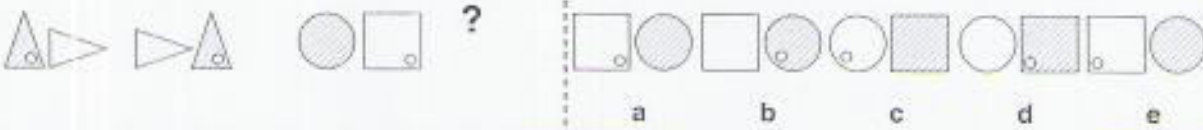
1



2



3



CONTINUE TO THE NEXT PAGE

| | |
|-----------|------------------|
| <p>4</p> | <p>a b c d e</p> |
| <p>5</p> | <p>a b c d e</p> |
| <p>6</p> | <p>a b c d e</p> |
| <p>7</p> | <p>a b c d e</p> |
| <p>8</p> | <p>a b c d e</p> |
| <p>9</p> | <p>a b c d e</p> |
| <p>10</p> | <p>a b c d e</p> |
| <p>11</p> | <p>a b c d e</p> |
| <p>12</p> | <p>a b c d e</p> |

CONTINUE TO THE NEXT PAGE

Section 2

Which pattern is the odd one out in each group?

Example



a




b



c



d



e

Practice 1



a



b



c



d



e

Practice 2



a



b



c



d



e

WAIT UNTIL YOU ARE TOLD TO GO ON

1



a



b



c



d



e

2



a



b



c



d



e

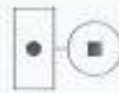
3



a



b



c



d



e

CONTINUE TO THE NEXT PAGE

4



a



b



c



d



e

5



a



b



c



d



e

6



a



b



c



d



e

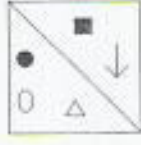
7



a



b



c



d



e

8



a



b



c

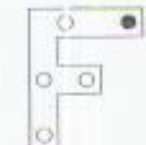


d

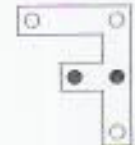


e

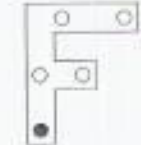
9



a



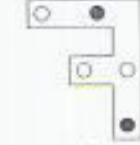
b



c

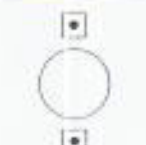


d



e


10



a



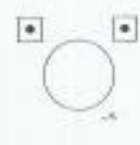
b



c

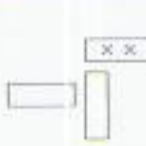


d

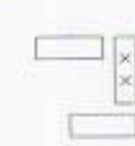


e

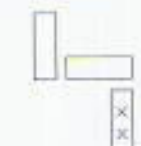
11



a



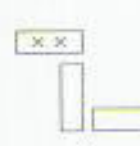
b



c



d



e

12



a



b



c



d



e

CONTINUE TO THE NEXT PAGE

Section 3

The patterns below make a sequence. One pattern is missing. Which pattern completes the sequence?

Example



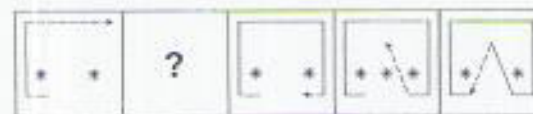
a **b** **c** **d** **e**

Practice 1



a **b** **c** **d** **e**

Practice 2



a **b** **c** **d** **e**


WAIT UNTIL YOU ARE TOLD TO GO ON

1




a **b** **c** **d** **e**

2



a **b** **c** **d** **e**

3



a **b** **c** **d** **e**

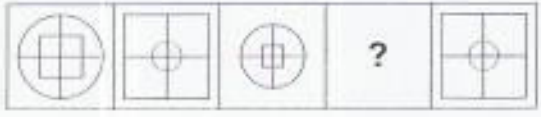
CONTINUE TO THE NEXT PAGE

4



a b c d e

5



a b c d e

6



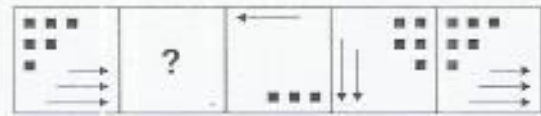
a b c d e

7



a b c d e

8



a b c d e

9



a b c d e

10



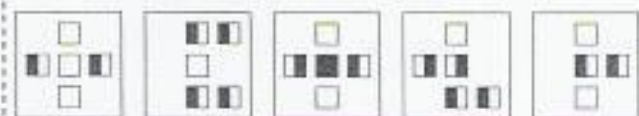
a b c d e

11



a b c d e

12



a b c d e

CONTINUE TO THE NEXT PAGE

Section 4

Each of the patterns on the left has a two or three letter code. Select the correct code for the shape on the right following the same rules.

Example



EL



EM



FL



EM
a
EL
c
FL
e

FM
b
EF
d

Practice 1



RX



SX



RY



RY
a
RS
c
RX
e

SX
b
SY
d

Practice 2



PE



PF



QG



QE
a
QF
c
PG
e

PF
b
PE
d

WAIT UNTIL YOU ARE TOLD TO GO ON

1



AGR



AHS



BGS



AHS
a
AGR
c
BHS
e

BGR
b
GHS
d

2



PDL



QDM



REL



SEM



PEM
a
PEL
c
PDM
e

QDL
b
RDM
d

3



GC



HD






































HE



HC
a
HE
c
GC
e

GE
b
GD
d

CONTINUE TO THE NEXT PAGE

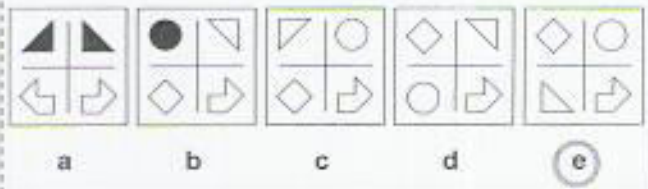
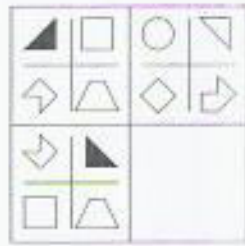
| | | | | | | | | |
|----|--|--|--|---|---|----------------------------------|-------------------------------|--------------------|
| 4 |  VFA |  VGB |  WGC |  XHC |  | VHC a WGB c XHA e | WFA b XFB d | |
| 5 |  NI |  OI |  PJ |  | | OI a NJ c PJ e | NI b OJ d | |
| 6 |  AW |  BX |  CX |  | | AX a BW c CW e | BX b AW d | |
| 7 |  LC |  MD |  ND |  | | MD a LD c NC e | LC b MC d | |
| 8 |  LX |  MY |  MZ |  NY |  | | LY a MX c NZ e | LZ b NX d |
| 9 |  MA |  MB |  NC |  OC |  | | MC a NB c OB e | NA b OA d |
| 10 |  FP |  FQ |  GR |  | | GR a GP c FQ e | FR b GQ d | |
| 11 |  YAF |  YAG |  XBG |  | | XAG a YAF c YBG e | XBF b YBF d | |
| 12 |  MFR |  MGS |  NFS |  | | MFS a NFR c NGS e | MGR b NGR d | |

CONTINUE TO THE NEXT PAGE

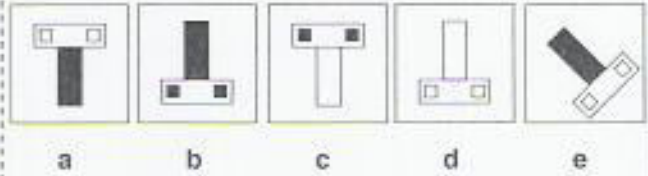
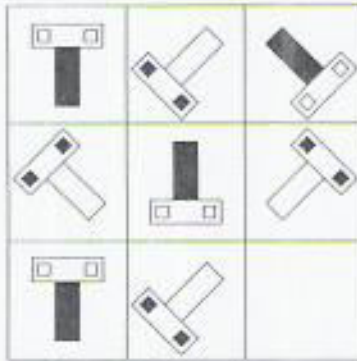
Section 5

In the large square on the left one of the smaller squares is missing. Choose the shape or pattern that completes the square given.

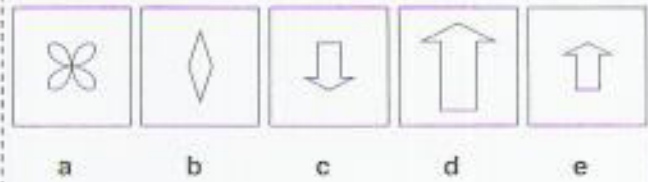

Example



Practice 1

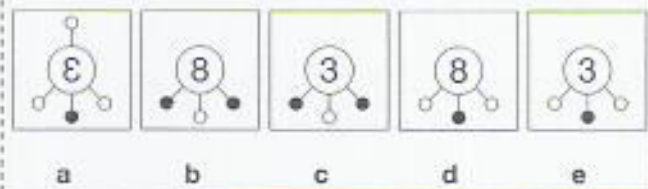
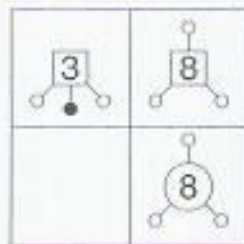


Practice 2

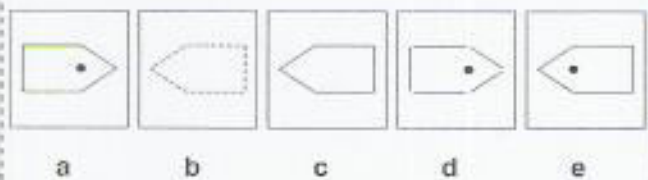
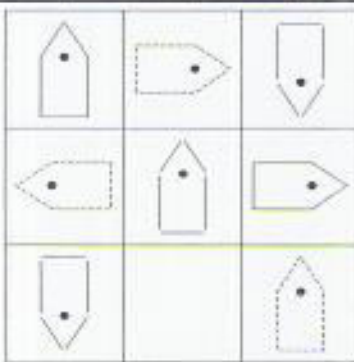


WAIT UNTIL YOU ARE TOLD TO GO ON

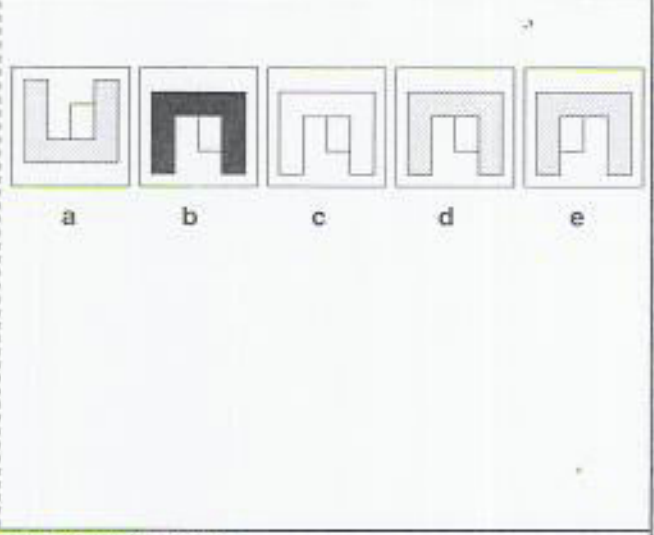
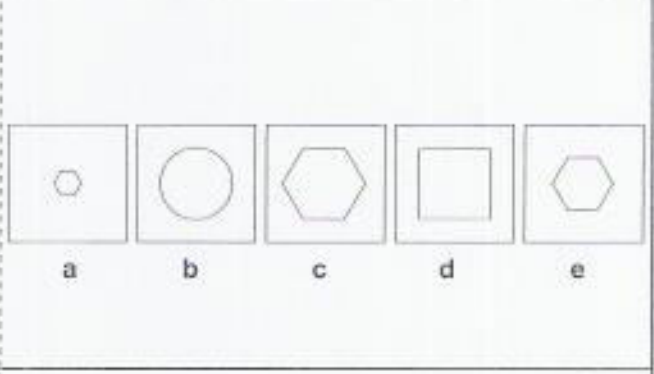

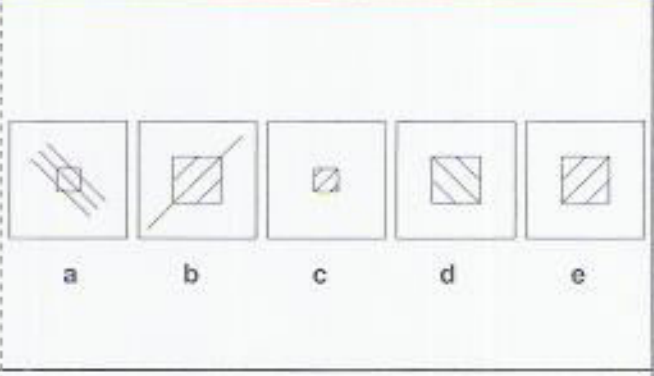
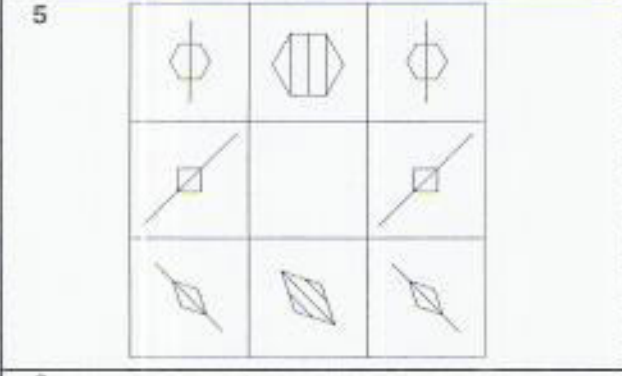
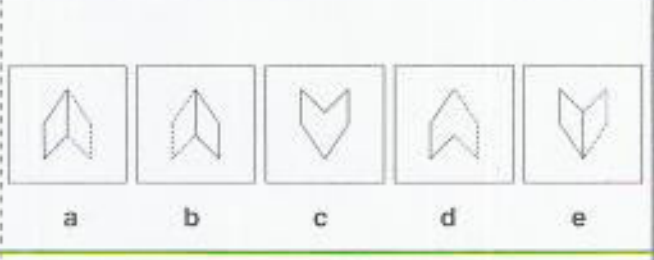
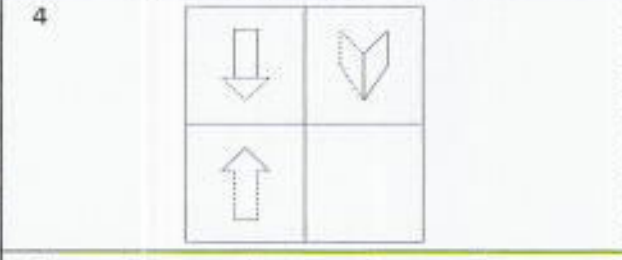
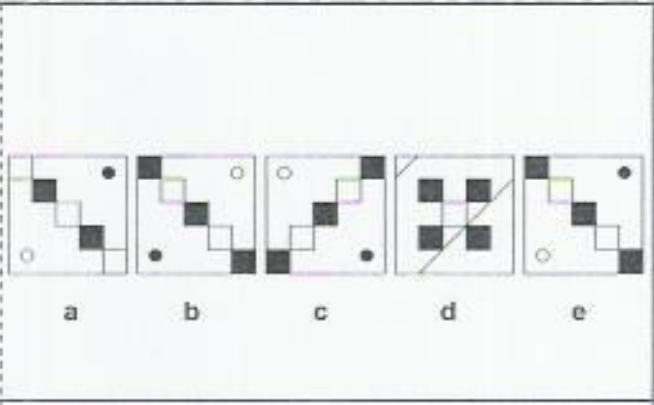
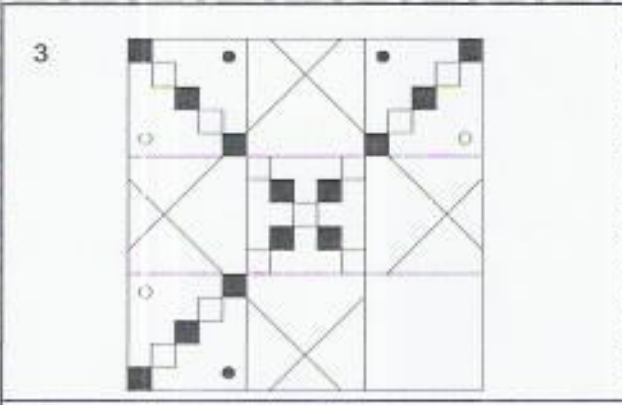
1



2



CONTINUE TO THE NEXT PAGE



CONTINUE TO THE NEXT PAGE

| | | |
|----|--|--------------------------------------|
| 8 | | <p>a b c d e</p> |
| 9 | | <p>a b c d e</p> |
| 10 | | <p>a b c d e</p> |
| 11 | | <p>a b c d e</p> |
| 12 | | <p>a b c d e</p> |