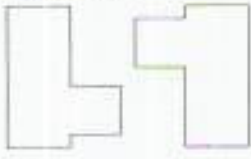


Section 1

Which pattern on the right completes the second pair in the same way as the first pair?

Example



a

b

c

d

e

Practice 1



?



a


b

c

d

e

Practice 2



?



a

b

c

d

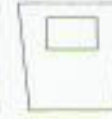
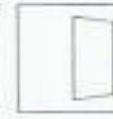

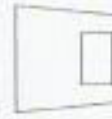
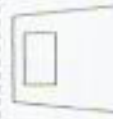
e

WAIT UNTIL YOU ARE TOLD TO GO ON

1



?



a

b

c

d

e

2



?



a

b

c

d

e

3



?



a


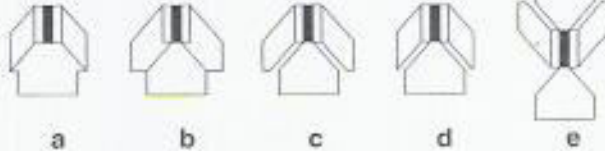
b



c

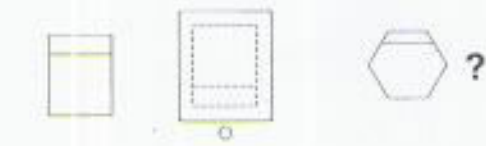
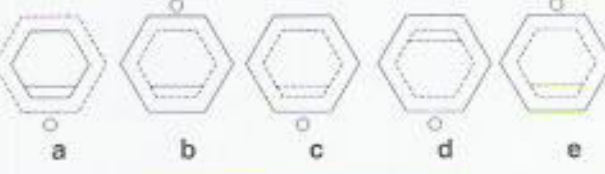
d


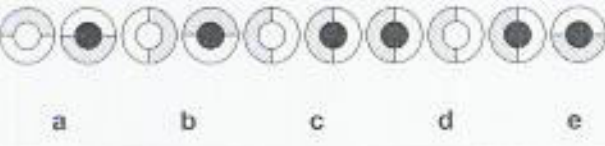
e


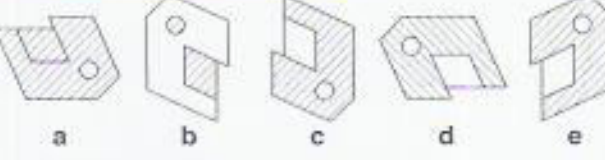
CONTINUE TO THE NEXT PAGE


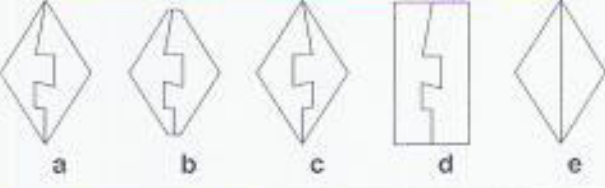
4  ? 


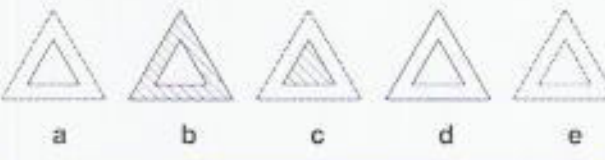
5  ? 


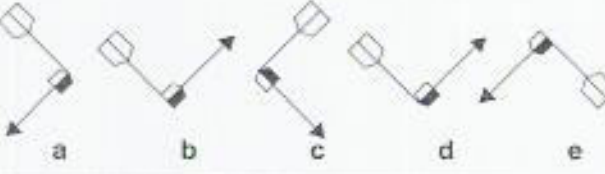
6  ? 


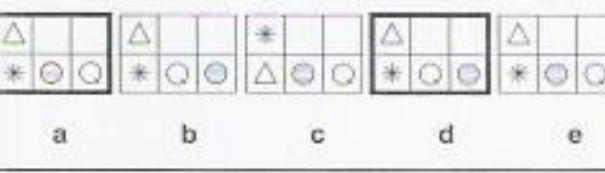
7  ? 

8  ? 

9  ? 

10  ? 

11  ? 

12  ? 

CONTINUE TO THE NEXT PAGE

Section 2

Which pattern is the odd one out in each group?

Example



a



b



c



d



e

Practice 1



a



b



c



d



e

Practice 2



a



b



c



d



e

WAIT UNTIL YOU ARE TOLD TO GO ON

1



a



b



c



d



e

2



a



b



c



d



e

3



a



b



c



d



e

CONTINUE TO THE NEXT PAGE

4

a b c d e

5

a b c d e

6

a b c d e

7

a b c d e

8

a b c d e

9

a b c d e

10

a b c d e

11

a b c d e

12

a b c d e

CONTINUE TO THE NEXT PAGE

Section 3

The patterns below make a sequence. One pattern is missing. Which pattern completes the sequence?

Example



a

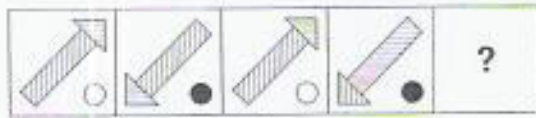
b

c

d

e

Practice 1



a

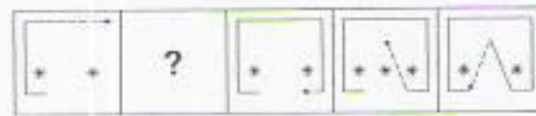
b

c

d

e

Practice 2



a

b


c

d

e

WAIT UNTIL YOU ARE TOLD TO GO ON

1



a

b

c

d

e

2



a

b

c

d

e

3



a

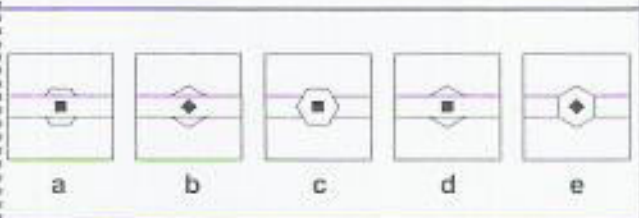
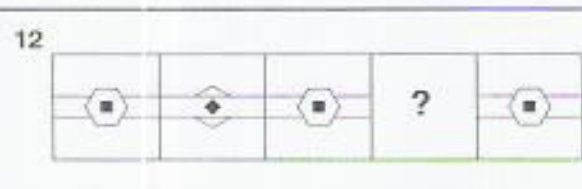
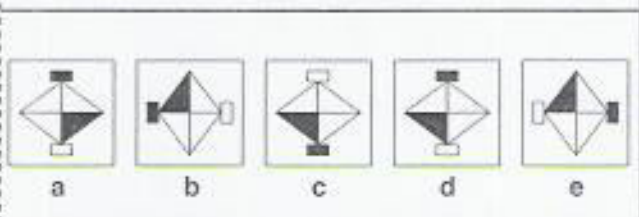
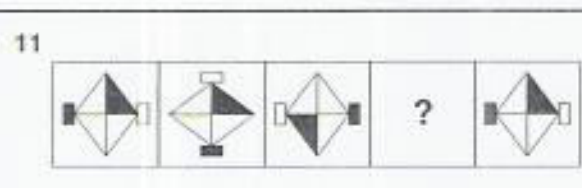
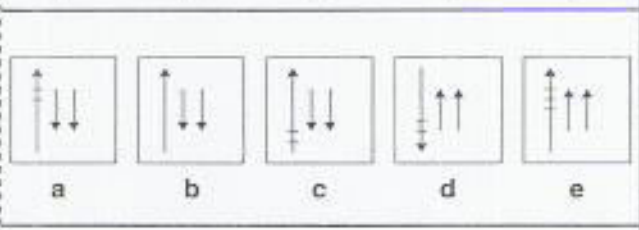


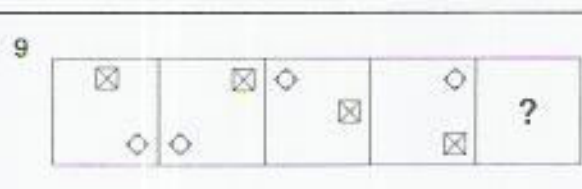
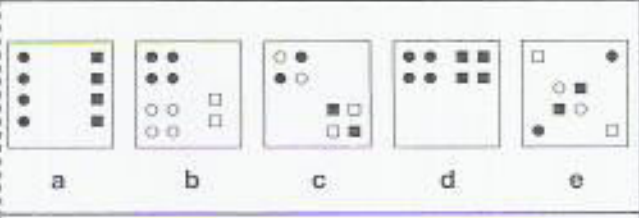
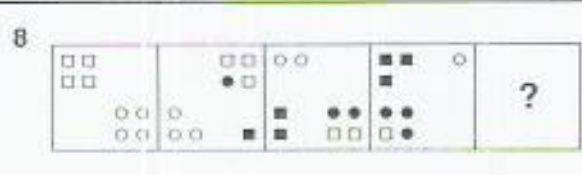
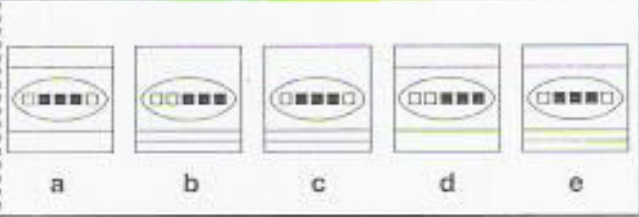
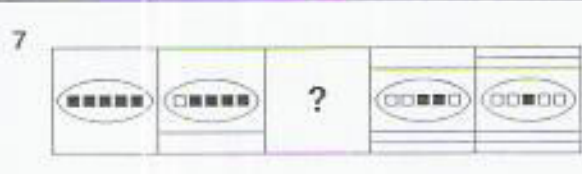
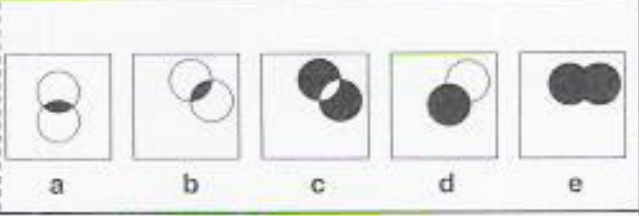
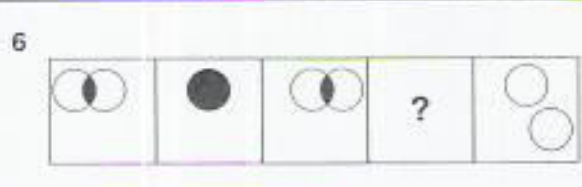
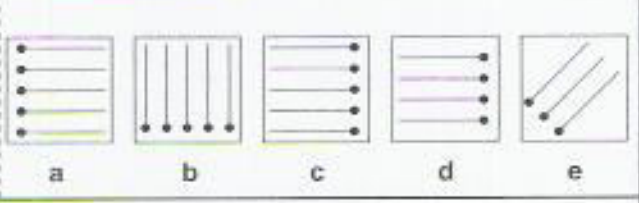
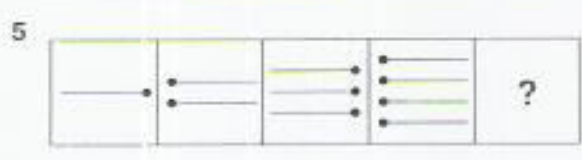
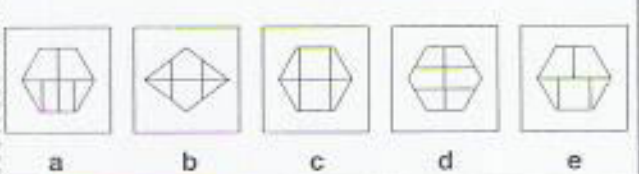
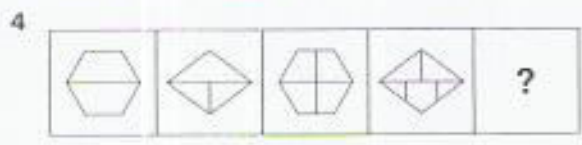
b

c

d

e

CONTINUE TO THE NEXT PAGE



CONTINUE TO THE NEXT PAGE

Section 4

Each of the patterns on the left has a two or three letter code. Select the correct code for the shape on the right following the same rules.

Example



EL



EM



FL



EM
a
EL
c
FL
e

FM
b
EF
d

Practice 1



RX



SX



RY



RY
a
RS
c
RX
e

SX
b
SY
d

Practice 2



PE



PF



QG



QE
a
QF
c
PG
e

PF
b
PE
d

WAIT UNTIL YOU ARE TOLD TO GO ON

1



JV



JW



KX



KV
a
JW
c
KX
e

JX
b
KW
d

2



FA



GB



HA



FB
a
FA
c
HB
e

GA
b
GB
d

3



RVE



SVF













































TWF



RVF
a
TWE
c
TVE
e

SVE
b
SWF
d

CONTINUE TO THE NEXT PAGE

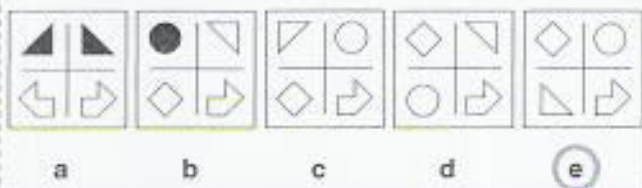
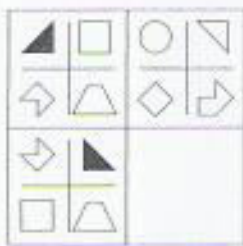
4	 EAJ	 FAH	 GBJ	 FCH		EAH a FBJ c GAH e	EBJ b GAB d
5	 RC	 RD	 SD	 TE		RE a SE c TC e	SC b TD d
6	 OHT	 OIU	 PHU	 PIT		OHU a PHT c OHT e	OIT b PIU d
7	 IRB	 KRC	 LSB	 LSC		JRC a JSK c KSC e	JSB b KSB d
8	 IV	 JV	 JW	 KX		IW a JX c KW e	IX b KV d
9	 HR	 IS	 IT			HS a HT c IR e	IS b HR d
10	 DX	 EX	 FY	 FZ		DY a EY c FX e	DZ b EZ d
11	 MX	 NY	 MZ			NX a NZ c MY e	NY b MX d
12	 FA	 GB	 FC			FB a GB c GA e	FA b GC d

CONTINUE TO THE NEXT PAGE

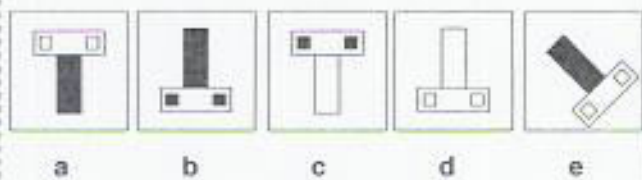
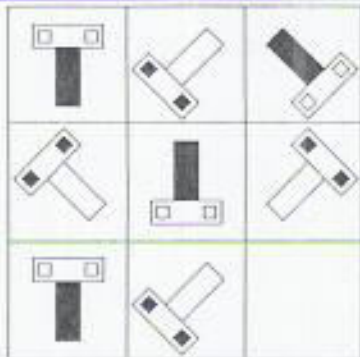
Section 5

In the large square on the left one of the smaller squares is missing. Choose the shape or pattern that completes the square given.

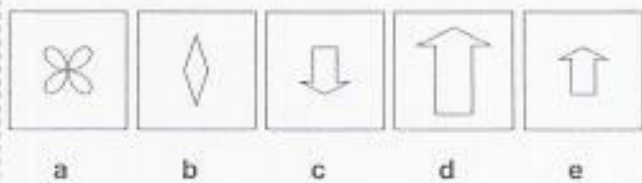

Example



Practice 1

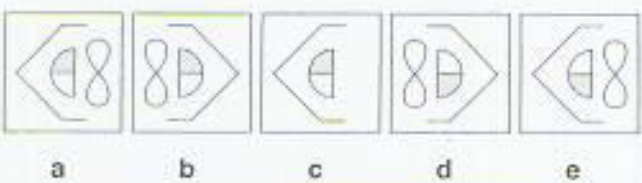


Practice 2

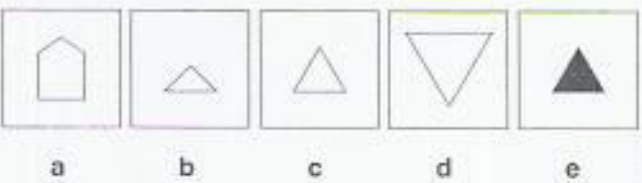


WAIT UNTIL YOU ARE TOLD TO GO ON

1



2



CONTINUE TO THE NEXT PAGE

3



a

b

c

d

e

4



a

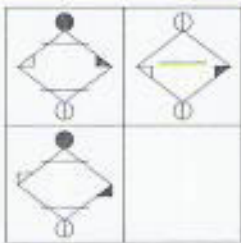
b

c

d

e

5



a


b

c

d

e

6



a

b

c

d

e

7



a

b

c

d

e

CONTINUE TO THE NEXT PAGE

8	<table border="1"> <tr> <td></td> <td></td> <td></td> </tr> <tr> <td></td> <td></td> <td></td> </tr> <tr> <td></td> <td></td> <td></td> </tr> </table>										<table border="1"> <tr> <td></td> <td></td> <td></td> <td></td> <td></td> </tr> <tr> <td>a</td> <td>b</td> <td>c</td> <td>d</td> <td>e</td> </tr> </table>						a	b	c	d	e			
a	b	c	d	e																				
9	<table border="1"> <tr> <td></td> <td></td> <td></td> </tr> <tr> <td></td> <td></td> <td></td> </tr> </table>							<table border="1"> <tr> <td></td> <td></td> <td></td> <td></td> <td></td> </tr> <tr> <td>a</td> <td>b</td> <td>c</td> <td>d</td> <td>e</td> </tr> </table>						a	b	c	d	e						
a	b	c	d	e																				
10	<table border="1"> <tr> <td></td> <td></td> <td></td> <td></td> </tr> <tr> <td></td> <td></td> <td></td> <td></td> </tr> <tr> <td></td> <td></td> <td></td> <td></td> </tr> </table>													<table border="1"> <tr> <td></td> <td></td> <td></td> <td></td> <td></td> </tr> <tr> <td>a</td> <td>b</td> <td>c</td> <td>d</td> <td>e</td> </tr> </table>						a	b	c	d	e
a	b	c	d	e																				
11	<table border="1"> <tr> <td></td> <td></td> <td></td> </tr> <tr> <td></td> <td></td> <td></td> </tr> <tr> <td></td> <td></td> <td></td> </tr> </table>										<table border="1"> <tr> <td></td> <td></td> <td></td> <td></td> <td></td> </tr> <tr> <td>a</td> <td>b</td> <td>c</td> <td>d</td> <td>e</td> </tr> </table>						a	b	c	d	e			
a	b	c	d	e																				
12	<table border="1"> <tr> <td></td> <td></td> </tr> <tr> <td></td> <td></td> </tr> </table>					<table border="1"> <tr> <td></td> <td></td> <td></td> <td></td> <td></td> </tr> <tr> <td>a</td> <td>b</td> <td>c</td> <td>d</td> <td>e</td> </tr> </table>						a	b	c	d	e								
a	b	c	d	e																				